

GOLETA WEST SANITARY DISTRICT

Regular Board Meeting

AGENDA

Date: January 15, 2019

5:30 P.M.

UCSB Campus, Parking Lot 32

Santa Barbara, CA 93106

(District Office)

1. CALL TO ORDER

**2. ROLL CALL: Members: President Bearman, Directors Meyer,
Lewis, Turenchalk, Geyer**

3. APPROVE THE ORDER OF THE AGENDA

4. PUBLIC COMMENT

The public may address the Board for no more than (3) minutes on any issue within the District's jurisdiction which is not on the agenda. No action will be taken on any non-agenda item, except as provided by law.

**5. APPROVAL OF THE MINUTES FOR THE SPECIAL BOARD MEETING OF
JANUARY 4, 2019.**

DISCUSSION-ACTION AGENDA

The Board will consider and may take action on the following items.

6. ORDINANCE NO. 19-91: SETTING DIRECTOR COMPENSATION

- a. Public Hearing**
- b. Consider adoption of Ordinance No. 19-91**

7. COMMUNICATIONS

December 2018 PFM Statement

8. REPORTS

A. Operations Report from General Manager

B. Personnel Committee

C. Goleta Sanitary District

D. Goleta Water District

Goleta West Sanitary District
Regular Board Meeting
January 15, 2018

E. Isla Vista Recreation & Park District

F. SBCCSDA Executive Board

G. City of Goleta

H. Other Director Reports

11. FUTURE AGENDA ITEMS:

12. ADJOURNMENT:

Written materials relating to an item on this agenda that are distributed to the Goleta West Sanitary District within 72 hours before the meeting during which the item will be considered are made available for public inspection at the District administrative offices located at UCSB Campus, Parking Lot 32, Santa Barbara, CA, during business hours.

The Goleta West Sanitary District Board Room is accessible to people with disabilities. If additional accommodations for the disabled are needed please call the District's Office Manager at (805) 968-2617 or e-mail your request to info@goletawest.org in advance of the meeting.

NEXT RESOLUTION NO. 781

NEXT ORDINANCE NO. 92

January 2019

January 2019							February 2019						
Su	Mo	Tu	We	Th	Fr	Sa	Su	Mo	Tu	We	Th	Fr	Sa
6	7	1	2	3	4	5	3	4	5	6	7	1	2
13	14	8	9	10	11	12	10	11	12	13	14	8	9
20	21	15	16	17	18	19	17	18	19	20	21	15	16
27	28	22	23	24	25	26	24	25	26	27	28	22	23
		29	30	31									

SUNDAY	MONDAY	TUESDAY	WEDNESDAY	THURSDAY	FRIDAY	SATURDAY
Dec 30	31	Jan 1, 19 New Years Day GWSD Closed 5:30pm Regular Board Meeting CANCELED	2 12:00pm SBCCSDA Executive Board Meeting	3	4 12:00pm Special GWSD Board Meeting at Noon	5
6	7 12:00pm Personnel Committee Meeting 6:30pm GSD Board Meeting	8 5:30pm Goleta Water District Board Meeting	9	10 6:00pm IVR&PD Regular Meeting	11	12
13	14	15 5:30pm Regular Board Meeting	16 6:00pm Santa Barbara Airport Commission Mtg	17	18	19
20	21 MLK Holiday - GWSD Closed 6:30pm GSD Board Meeting	22	23	24	25	26
27	28 6:00pm SBCCSDA Chapter Meeting	29	30	31	Feb 1	2

February 2019

February 2019						
Su	Mo	Tu	We	Th	Fr	Sa
3	4	5	6	7	1	2
10	11	12	13	14	8	9
17	18	19	20	21	22	23
24	25	26	27	28		

March 2019						
Su	Mo	Tu	We	Th	Fr	Sa
3	4	5	6	7	1	2
10	11	12	13	14	8	9
17	18	19	20	21	22	23
24	25	26	27	28	29	30
31						

SUNDAY	MONDAY	TUESDAY	WEDNESDAY	THURSDAY	FRIDAY	SATURDAY
Jan 27	28	29	30	31	Feb 1	2
3	4 6:30pm GSD Board Meeting	5 1:30pm City of Goleta Council Meeting 5:30pm Regular Board Meeting	6 12:00pm SBCCSDA Executive Board Meeting	7	8	9
10	11	12 5:30pm Goleta Water District Board Meeting	13	14 6:00pm IVR&PD Regular Meeting	15	16
17	18 President's Day Holiday - GWSD Closed 6:30pm GSD Board Meeting	19	20 6:00pm Santa Barbara Airport Commission Mtg	21	22	23
24	25 6:00pm SBCCSDA Chapter Meeting	26	27	28	Mar 1	2

**MINUTES OF THE SPECIAL MEETING
OF THE GOLETA WEST SANITARY DISTRICT
UCSB CAMPUS, PARKING LOT 32, SANTA BARBARA, CALIFORNIA
January 4, 2019**

POSTING OF THE AGENDA

The agenda notice for this meeting was posted in the display case outside the administrative office of the Goleta West Sanitary District and on the District's website at least 72 hours in advance of the meeting.

1. CALL TO ORDER

Vice-President Lewis called the meeting to order at 12:01PM.

2. ROLL CALL: BOARD MEMBERS PRESENT

Dr. David C. Lewis

Dr. David Bearman (arrived at 12:03)

Eva Turenchalk

Craig Geyer

BOARD MEMBERS ABSENT

Larry Meyer

STAFF PRESENT

Mark Nation – General Manager/Superintendent

Jena S. Acos – Assistant District Counsel

OTHERS PRESENT

Mack Carlson – BHFS

Jerry D. Smith – Goleta Sanitary District

3. APPROVE THE ORDER OF THE AGENDA

No changes were made to the order of the agenda.

4. PUBLIC COMMENT

None.

**5. APPROVAL OF THE MINUTES FOR THE REGULAR BOARD MEETING OF
DECEMBER 4, 2018**

(19-01-01)

Upon a motion by Director Geyer, seconded by Director Lewis, the Board unanimously approved the minutes of the Regular Board Meeting of December 4, 2018 as presented.

6. ANNUAL RESERVE FUND TRANSFERS

(19-01-02)

Upon a motion by Director Geyer, seconded by Director Lewis, the Board unanimously approved to transfer monies per the FY 2018-2019 Budget Document.

7. **APPOINTMENT OF COMMITTEE MEMBERS AND DISTRICT REPRESENTATIVES**

President Bearman appointed all Directors to all the same positions as they served in 2018.

President Bearman asked that he be considered by the Board for all the same positions as he served in 2018 and in addition that the Board consider appointing him as a GWSD representative to the Isla Vista Community Services District. President Bearman left the room at this time.

(19-01-03)

Upon a motion by Director Lewis, seconded by Director Turenchalk, the Board unanimously elected to appoint President Bearman to the same positions as he served in 2018 and to not authorize a representative to the Isla Vista Community Services District.

President Bearman returned to Chair the meeting following this agenda item.

8. **ROSENBERG'S RULES OF ORDER**

Mack Carlson of BHFS provided a PowerPoint presentation to the Board with an overview of Rosenberg's Rules of Order and answered questions from the Board.

9. **COMMUNICATIONS**

Noted as received

10. **REPORTS**

Operations Report

The General Manager provided a report.

Finance Committee

Director Lewis provided a report.

Goleta Sanitary District

No report.

Goleta Water District

No report.

Isla Vista Recreation & Park District

Director Lewis provided a report.

SBCCSDA Executive Board Meeting

No report.

Santa Barbara Airport Commission Meeting

Director Lewis provided a report.

City of Goleta

No report.

Other Director Reports

None.

11. FUTURE AGENDA ITEMS

None.

12. ADJOURNMENT

There being no further business, President Bearman adjourned the meeting at 1:17PM.

Mark Nation, Clerk - Secretary

APPROVED

David Bearman M.D., Board President

November 28, 2018 – December 27, 2018

Administration

Following Board direction at the last meeting, Staff contacted the Santa Barbara News-Press to publish the required Notice of Public Hearing for a new District Ordinance increasing Director Compensation. The notice will be in the paper on December 31 and January 7 for the public hearing to be held at the regular board meeting on January 15, 2019.

Staff delivered the UCSB Easement Agreement for the Phelps Road Project to the County Recorder's Office following the Board President's signing of the document.

District staff delivered 2019 street sweeping refrigerator magnets to each specified sweeping zone in the District.

Staff met again with the Storke Ranch HOA to further discuss the easement agreement on the bike path for the Phelps Road Project.

Staff sent the annual reminder letter to the property owners at Glen Annie Golf Course.

Staff attended the SAMA meeting for the month of December 2018.

Collection System Maintenance

The crew completed the annual year-end maintenance on all vehicles, equipment, pumps and valves.

The crew has been performing CCTV inspections primarily in the El Colegio & Los Carneros Road areas. Many of the pipes are being inspected at night to take advantage of lower flow periods. All 2018 scheduled CCTV inspection is complete.

The crew completed hydro-cleaning the Homes at Sandpiper area and root cutting throughout the District. A sewer operations summary is included with this report.

The crew completed replacing the groundwater well pump at PS#1.

The crew repaired leaking diesel supply piping to the main generator at the GWSD headquarters.

Industrial Waste

Staff continues performing FOG inspections at restaurants throughout the District. All but three restaurants in the District have been inspected in 2018. Eighteen restaurant FOG inspections were completed this period.

The process of renewing annual Industrial Wastewater Discharge Permits for all permitted industries within the District continues.

Staff collected the quarterly non-industrial source control samplers from the designated sites for the 4th quarter 2018.

Staff conducted an Industrial Wastewater Discharge Permit compliance inspection at Lockheed Martin Santa Barbara Focalplane, FLIR, Costco, Raytheon, Medtronics and Karl Storz.

Staff collected Industrial Wastewater Discharge Permit compliance samples from the following industries: Corning, KSI, Medtronics, SerImmune and Apeel.

Street Sweeping

Graffiti – none to report at this time

Abandon vehicle –none to report at this time

Hrs. – 77.6

Miles – 579.1

Loads – 25

Marborg: 11/03/18 = 11.24 TN

- Changed oil and filters on both engines on Crosswind
- In progress on year-end annual maintenance checks

Table of Treatment Capacity in GSD Plant

GWSD Average Daily Flow	October 2018	MGD 2.12; 45.0075%
-------------------------	--------------	--------------------



Sewer Operations Cleaning Summary from November 27, 2018 to December 26, 2018

Your environmental partner since 1954

Description	Quantity
Feet Cleaned	
Root Cutting	1,573 ft.
Hydroclean	1,273 ft.
	<hr/>
	2,846 ft.
Lines Cleaned	
Hydroclean	10 lines
Root Cutting	6 lines
	<hr/>
	16 lines
Other Work Orders	
CCTV Work Order	21 Work Orders
FOG Inspection	18 Work Orders
Service Call	2 Work Orders
	<hr/>
	41 Work Orders

Goleta West Sanitary District
Allowance of Claims
November 30, 2018 - December 27, 2018

Vendor ID	Vendor Name	Transaction Description	Posted Date	Document Amount
ADP01	ADP Inc	Payroll Services	12/13/2018	\$558.42
AQU01	Aqua-Flo Supply	Repair & Maintenance	12/13/2018	\$40.81
ATT02	AT&T Mobility	Wireless Phone service	12/20/2018	\$759.02
BAR01	Bartlett Pringle & Wolf LLC	Accounting & Audit services	12/13/2018	\$11,063.00
BAR02	Barricade Pest Control	Pest Control	12/13/2018	\$100.00
BLU01	Blueisle Bookkeeping	Bookkeeping Service	12/13/2018	\$85.00
CAL12	CalPERS Public Employee's Retirement System	Pension	12/26/2018	\$8,471.00
CAL16	California Chamber of Commerce	CA Labor Law Poster	12/13/2018	\$52.93
CITIG06	Channel Islands Technology Integrators' Group	Computer Support	12/13/2018	\$2,088.75
CRN01	Corning	Overpaymt Refund	12/20/2018	\$2,895.00
FLO02	Flow n Control	Emily Transducer Install	12/13/2018	\$1,386.22
FRO01	Frontier Communications	Phone Service	12/13/2018	\$246.73
GEY01	Craig Geyer	SBCCSDA Meeting	12/13/2018	\$51.85
GOL02	Goleta Sanitary District	Sewage Treatment	12/13/2018	\$216,906.49
GOL03	Goleta Valley Paint	Repair & Maintenance	12/13/2018	\$20.17
GOL04	Goleta Water District	Utility Water	12/13/2018	\$81.45
GRA03	Grainger	Repair & Maintenance	12/13/2018	\$241.86
HAA01	Haaker Equipment Company	Sweeper Maintenance	12/13/2018	\$2,275.84
HOM01	Home Depot Credit Svcs	Repair & Maintenance	12/13/2018	\$88.26
JAI01	Jaimes Landscape	Landscape Maintenance	12/13/2018	\$365.00
JON01	Russ Jones Metalworks	Water Truck repair	12/20/2018	\$20.00
LAR01	Larry's Auto Parts	Vehicle parts	12/20/2018	\$661.82
LEN01	Lenz Pest Control	Pest Control	12/20/2018	\$120.00
LIN01	Lincoln National Life Ins	Deferred Compensation	12/17/2018	\$1,250.00
MAR01	Marborg Industries	Waste Disposal & Roll Off	12/13/2018	\$1,249.06
MEY01	Larry D Meyer	SBCCSDA Meeting	12/13/2018	\$158.14
MIS01	Mission Linen Supply	Uniforms & Towels	12/20/2018	\$817.27
MNS01	MNS Engineers Inc	Recycled Water	12/20/2018	\$670.00
REA01	ReadyRefresh by Nestle	Drinking Water	12/13/2018	\$87.16
SAN03	Sansum-SBMFC Occupational Medicine Center	DOT Exam	12/20/2018	\$135.00
SED01	Sedaru Inc.	InfoSewer Hydraulic Model Update	12/13/2018	\$5,243.00
SIL01	Silvia's Cleaning Company, Inc.	Janitorial Service	12/13/2018	\$400.00
SOU02	Southern California Edison Co	Electricity	12/20/2018	\$3,636.49
SOU04	South Coast Deli	Lunch for Committee Meetings (2)	12/13/2018	\$77.34
SPE03	Special District Risk Management Authority	Insurance Life & Dental	12/20/2018	\$1,514.14
STA01	State Water Resources Control Board	Permit Fee Waste Discharge Requirements	12/13/2018	\$2,286.00
THE02	The Gas Company	Natural Gas	12/13/2018	\$66.16
THE06	The Regents of the University of California	Internet Service	12/13/2018	\$102.92
UND01	Underground Service Alert	Dig Service Alerts	12/13/2018	\$62.80
USP	US Postal Service, Bulk Mail Entry Unit	Rent P.O. Box 4	12/13/2018	\$96.00
VEL01	Velocity Truck Center Ventura County	Sweeper Parts	12/20/2018	\$857.88
WEX01	WEX Bank	Vehicle Fuel	12/13/2018	\$201.92
Total Services & Supplies				\$267,490.90
Payroll - (2) pay dates 12/12/2018, 12/26/2018				\$60,946.35
Total				\$328,437.25

**GOLETA WEST SANITARY DISTRICT
JANUARY 15, 2019
AGENDA ITEM #6**

AGENDA TITLE: ORDINANCE NO. 19-91: SETTING DIRECTOR COMPENSATION
a. Public Hearing
b. Consider adoption of Ordinance No. 19-91

SUMMARY DESCRIPTION:

At the Special Board Meeting of November 20, 2018 the Board directed staff to schedule a Public Hearing for Ordinance No. 19-91 increasing director compensation following the required posting and noticing. The required notice was published in the Santa Barbara News-Press on December 31, 2018 and January 7, 2019. The Board will hear any public comments regarding Ordinance No. 19-91 during the Public Hearing.

Following the Public Hearing the Board will consider Ordinance No. 19-91.

The primary change to this Ordinance as compared to the existing Director Compensation Ordinance is to increase Director Compensation \$15.00 per meeting.

SUPPLEMENTARY MATERIAL

Ordinance No. 19-91

ORDINANCE NO. 19-91

AN ORDINANCE OF THE GOLETA WEST SANITARY DISTRICT SETTING DIRECTOR COMPENSATION AT \$235 FOR EACH DAY THAT A DIRECTOR ATTENDS A MEETING OF THE BOARD OR RENDERS SERVICES AS A DIRECTOR

RECITALS

A. The Sanitary District Act of 1923 provides generally that members of the board of directors of a sanitary district are to be compensated at a specified amount for each meeting of the district board attended by the member and for each day's service rendered as a member at the request of the board, not exceeding six days per month. (Health & Safety Code, § 6489.)

B. In addition, California law authorizes a sanitary district to increase director compensation by the adoption of an ordinance adopted following a noticed public hearing. The increase may not exceed an amount equal to five percent (5%) for each calendar year following the operative date of the last adjustment. (Water Code, § 20202.)

C. The effective date of the last adjustment to the compensation of members of the Board of Directors of the Goleta West Sanitary District ("Board of Directors") was January 3, 2015, when the Board of Directors increased the per-day compensation to two hundred and twenty dollars (\$220).

D. The Board of Directors desires to increase the compensation of its directors by way of this ordinance and in accordance with the provisions of Health & Safety Code section 6489 and Water Code section 20202. The Board of Directors seeks to moderately increase director compensation by fifteen dollars (\$15) to two hundred and thirty-five dollars (\$235) at this time to avoid the potential for a significant future increase that could impact the District's budgetary planning.

E. The increase set forth in this ordinance is significantly less than that authorized by law, which would be approximately two hundred and sixty-seven dollars (\$267) per day.

F. The District held a public hearing on the adoption of this ordinance on January 15, 2019. Notice of the hearing was published in a newspaper of general circulation on December 31, 2018 and January 7, 2019, pursuant to section 6066 of the Government Code and section 20203 of the Water Code.

NOW, THEREFORE, THE BOARD OF DIRECTORS OF THE GOLETA WEST SANITARY DISTRICT DOES ORDAIN AS FOLLOWS:

1. Each member of the Board of Directors shall be compensated in the amount of two hundred and thirty-five dollars (\$235) per day for each day's attendance at meetings of the Board of Directors and for each day's service rendered as a director, not to exceed a total of six (6) days in any calendar month.

2. The General Manager shall prepare a summary of this ordinance and cause it to be published once in the Santa Barbara News-Press, along with the names of the directors voting for and against its adoption, and shall post a certified copy of the full text of this ordinance, along with the names of those directors voting for and against its adoption, in the office of the District Secretary.

3. This ordinance shall be effective sixty (60) days following its passage and following publication and posting.

4. Ordinance 16-88 is now rescinded in its entirety.

PASSED and ADOPTED by the Board of Directors of the Goleta West Sanitary District on the 15th day of January, 2019.

AYES:
NOES:
ABSTENTIONS:
ABSENT:

Mark Nation, Clerk - Secretary

(SEAL)

ATTEST:

David Bearman M.D., President

GOLETA WEST SANITARY DISTRICT MEMORANDUM

Date: January 9, 2019
To: Board of Directors
From: David Lewis
District Treasurer
Subject: Monthly PFM Statement

Enclosed for your review is the most recent monthly report from the District's registered investment advisor, PFM.



Customer Service
PO Box 11813
Harrisburg, PA 17108-1813

ACCOUNT STATEMENT

For the Month Ending

December 31, 2018

GOLETA WEST SANITARY DISTRICT

Client Management Team

Sarah Meacham

Managing Director
601 South Figueroa, Suite 4500
Los Angeles, CA 90017
213-489-4075
meachams@pfm.com

Contents

Cover/Disclosures
Summary Statement
Individual Accounts

Accounts included in Statement

31912525 GOLETA GENERAL FUND

GOLETA WEST SANITARY DISTRICT
MARK NATION
P.O. BOX 4
GOLETA, CA 93116

Online Access www.pfm.com

Customer Service 1-717-232-2723

**Important Disclosures****Important Disclosures**

This statement is for general information purposes only and is not intended to provide specific advice or recommendations. PFM Asset Management LLC ("PFM") is an investment advisor registered with the Securities and Exchange Commission, and is required to maintain a written disclosure statement of our background and business experience. If you would like to receive a copy of our current disclosure statement, please contact Service Operations at the address below.

Proxy Voting PFM does not normally receive proxies to vote on behalf of its clients. However, it does on occasion receive consent requests. In the event a consent request is received the portfolio manager contacts the client and then proceeds according to their instructions. PFM's Proxy Voting Policy is available upon request by contacting Service Operations at the address below.

Questions About an Account PFM's monthly statement is intended to detail our investment advisory activity as well as the activity of any accounts held by clients in pools that are managed by PFM. The custodian bank maintains the control of assets and executes (i.e., settles) all investment transactions. The custodian statement is the official record of security and cash holdings and transactions. PFM recognizes that clients may use these reports to facilitate record keeping and that the custodian bank statement and the PFM statement should be reconciled and differences resolved. Many custodians use a settlement date basis which may result in the need to reconcile due to a timing difference.

Account Control PFM does not have the authority to withdraw funds from or deposit funds to the custodian. Our clients retain responsibility for their internal accounting policies; implementing and enforcing internal controls and generating ledger entries or otherwise recording transactions.

Market Value Generally, PFM's market prices are derived from closing bid prices as of the last business day of the month as supplied by ICE Data Services or Bloomberg. Where prices are not available from generally recognized sources the securities are priced using a yield-based matrix system to arrive at an estimated market value. Prices that fall between data points are interpolated. Non-negotiable FDIC-insured bank certificates of deposit are priced at par. Although PFM believes the prices to be reliable, the values of the securities do not always represent the prices at which the securities could have been bought or sold. Explanation of the valuation methods for money market and TERM funds is contained in the appropriate fund information statement.

Amortized Cost The original cost of the principal of the security is adjusted for the amount of the periodic reduction of any discount or premium from the purchase date until the date of the report. Discount or premium with respect to short term securities (those with less than one year to maturity at time of issuance) is amortized on a straightline basis. Such discount or premium with respect to longer term securities is amortized using the constant yield basis.

Tax Reporting Cost data and realized gains / losses are provided for informational purposes only. Please review for accuracy and consult your tax advisor to determine the tax consequences of your security transactions. PFM does not report such information to the IRS or other taxing authorities and is not responsible for the accuracy of such information that may be required to be reported to federal, state or other taxing authorities.

Financial Situation In order to better serve you, PFM should be promptly notified of any material change in your investment objective or financial situation.

Callable Securities Securities subject to redemption prior to maturity may be redeemed in whole or in part before maturity, which could affect the yield represented.

Portfolio The securities in this portfolio, including shares of mutual funds, are not guaranteed or otherwise protected by PFM, the FDIC (except for certain non-negotiable certificates of deposit) or any government agency. Investment in securities involves risks, including the possible loss of the amount invested. Actual settlement values, accrued interest, and amortized cost amounts may vary for securities subject to an adjustable interest rate or subject to principal paydowns. Any changes to the values shown may be reflected within the next monthly statement's beginning values.

Rating Information provided for ratings is based upon a good faith inquiry of selected sources, but its accuracy and completeness cannot be guaranteed. Shares of some money market and TERM funds are marketed through representatives of PFM's wholly owned subsidiary, PFM Fund Distributors, Inc. PFM Fund Distributors, Inc. is registered with the SEC as a broker/dealer and is a member of the Financial Industry Regulatory Authority ("FINRA") and the Municipal Securities Rulemaking Board ("MSRB"). You may reach the FINRA by calling the FINRA Regulator Public Disclosure Hotline at 1-888-289-9999 or at the FINRA Regulation Internet website address www.nasd.com. A brochure describing the FINRA Regulation Public Disclosure Program is also available from the FINRA upon request.

Key Terms and Definitions

Dividends on money market funds consist of interest earned, plus any discount ratably amortized to the date of maturity, plus all realized gains and losses on the sale of securities prior to maturity, less ratably amortization of any premium and all accrued expenses to the fund. Dividends are accrued daily and may be paid either monthly or quarterly. The monthly earnings on this statement represent the estimated dividend accrued for the month for any program that distributes earnings on a quarterly basis. There is no guarantee that the estimated amount will be paid on the actual distribution date.

Current Yield is the net change, exclusive of capital changes and income other than investment income, in the value of a hypothetical fund account with a balance of one share over the seven-day base period including the statement date, expressed as a percentage of the value of one share (normally \$1.00 per share) at the beginning of the seven-day period. This resulting net change in account value is then annualized by multiplying it by

365 and dividing the result by 7. The yields quoted should not be considered a representation of the yield of the fund in the future, since the yield is not fixed.

Average maturity represents the average maturity of all securities and investments of a portfolio, determined by multiplying the par or principal value of each security or investment by its maturity (days or years), summing the products, and dividing the sum by the total principal value of the portfolio. The stated maturity date of mortgage backed or callable securities are used in this statement. However the actual maturity of these securities could vary depending on the level or prepayments on the underlying mortgages or whether a callable security has or is still able to be called.

Monthly distribution yield represents the net change in the value of one share (normally \$1.00 per share) resulting from all dividends declared during the month by a fund expressed as a percentage of the value of one share at the beginning of the month. This resulting net change is then annualized by multiplying it by 365 and dividing it by the number of calendar days in the month.

YTM at Cost The yield to maturity at cost is the expected rate of return, based on the original cost, the annual interest receipts, maturity value and the time period from purchase date to maturity, stated as a percentage, on an annualized basis.

YTM at Market The yield to maturity at market is the rate of return, based on the current market value, the annual interest receipts, maturity value and the time period remaining until maturity, stated as a percentage, on an annualized basis.

Managed Account A portfolio of investments managed discretely by PFM according to the client's specific investment policy and requirements. The investments are directly owned by the client and held by the client's custodian.

Unsettled Trade A trade which has been executed however the final consummation of the security transaction and payment has not yet taken place.

Please review the detail pages of this statement carefully. If you think your statement is wrong, missing account information, or if you need more information about a transaction, please contact PFM within 60 days of receipt. If you have other concerns or questions regarding your account you should contact a member of your client management team or PFM Service Operations at the address below.

PFM Asset Management LLC
Attn: Service Operations
213 Market Street
Harrisburg, PA 17101



Managed Account Summary Statement

For the Month Ending **December 31, 2018**

GOLETA GENERAL FUND - 31912525

Transaction Summary - Managed Account

Opening Market Value	\$12,743,308.28
Maturities/Calls	(260,000.00)
Principal Dispositions	(523,161.44)
Principal Acquisitions	916,460.63
Unsettled Trades	0.00
Change in Current Value	40,148.06
Closing Market Value	\$12,916,755.53

Cash Transactions Summary - Managed Account

Maturities/Calls	260,000.00
Sale Proceeds	523,161.44
Coupon/Interest/Dividend Income	12,298.75
Principal Payments	0.00
Security Purchases	(918,007.51)
Net Cash Contribution	0.00
Reconciling Transactions	0.00

Earnings Reconciliation (Cash Basis) - Managed Account

Interest/Dividends/Coupons Received	12,298.75
Less Purchased Interest Related to Interest/Coupons	(1,546.88)
Plus Net Realized Gains/Losses	4,505.30
Total Cash Basis Earnings	\$15,257.17

Cash Balance

Closing Cash Balance **\$313,422.45**

Earnings Reconciliation (Accrual Basis)

	Total
Ending Amortized Value of Securities	12,940,650.18
Ending Accrued Interest	57,489.02
Plus Proceeds from Sales	523,161.44
Plus Proceeds of Maturities/Calls/Principal Payments	260,000.00
Plus Coupons/Dividends Received	12,298.75
Less Cost of New Purchases	(918,007.51)
Less Beginning Amortized Value of Securities	(12,801,499.50)
Less Beginning Accrued Interest	(49,063.28)
Total Accrual Basis Earnings	\$25,029.10



Portfolio Summary and Statistics

For the Month Ending **December 31, 2018**

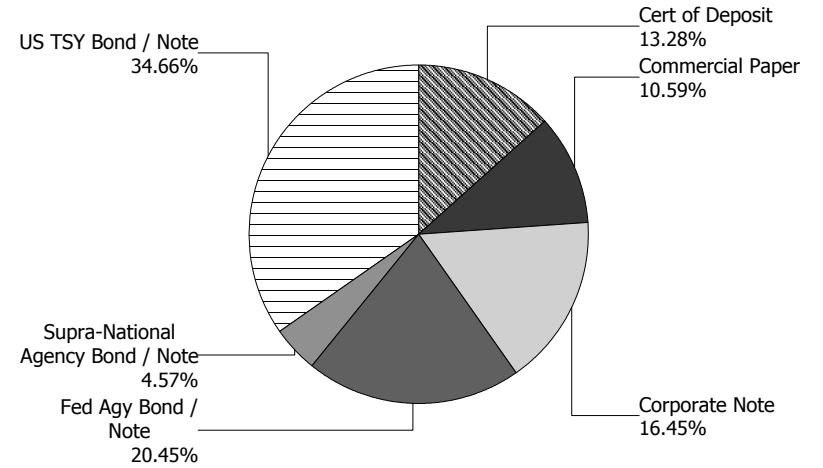
GOLETA GENERAL FUND - 31912525

Account Summary

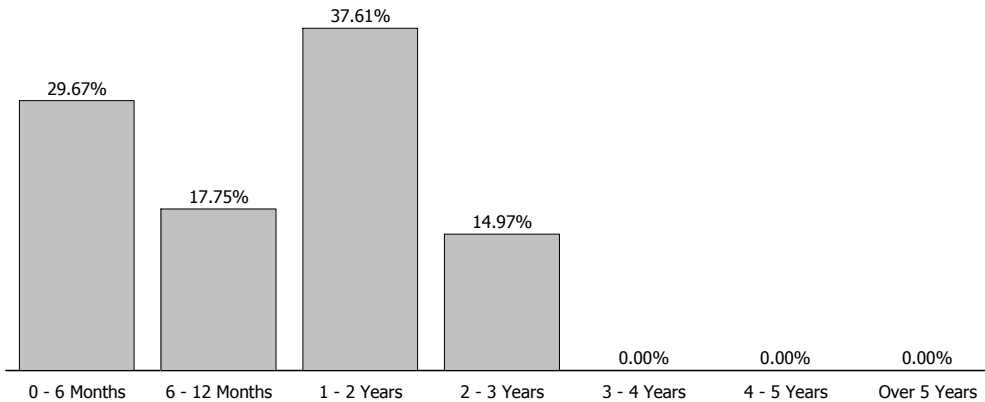
Description	Par Value	Market Value	Percent
U.S. Treasury Bond / Note	4,525,000.00	4,477,069.60	34.66
Supra-National Agency Bond / Note	595,000.00	590,562.07	4.57
Federal Agency Bond / Note	2,645,000.00	2,642,113.12	20.45
Corporate Note	2,135,000.00	2,124,271.12	16.45
Commercial Paper	1,375,000.00	1,367,786.53	10.59
Certificate of Deposit	1,720,000.00	1,714,953.09	13.28
Managed Account Sub-Total	12,995,000.00	12,916,755.53	100.00%
Accrued Interest		57,489.02	
Total Portfolio	12,995,000.00	12,974,244.55	

Unsettled Trades **0.00** **0.00**

Sector Allocation



Maturity Distribution



Characteristics

Yield to Maturity at Cost	2.30%
Yield to Maturity at Market	2.67%
Duration to Worst	1.02
Weighted Average Days to Maturity	385



Managed Account Issuer Summary

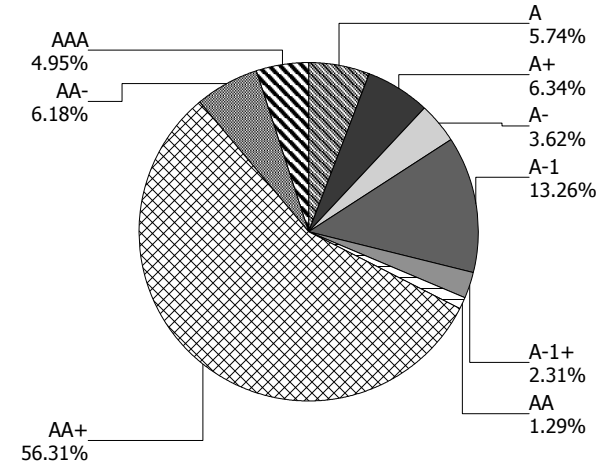
For the Month Ending **December 31, 2018**

GOLETA GENERAL FUND - 31912525

Issuer Summary

Issuer	Market Value of Holdings	Percent
AMERICAN EXPRESS CO	174,354.08	1.35
AMERICAN HONDA FINANCE	98,873.60	0.77
APPLE INC	153,638.64	1.19
BANK OF AMERICA CO	123,689.88	0.96
BANK OF MONTREAL	323,021.08	2.50
BANK OF NOVA SCOTIA	250,731.00	1.94
CATERPILLAR INC	70,184.45	0.54
CHARLES SCHWAB	70,341.60	0.54
CREDIT AGRICOLE SA	249,439.00	1.93
CREDIT SUISSE GROUP	109,811.79	0.85
DEERE & COMPANY	119,677.68	0.93
FANNIE MAE	1,750,946.40	13.56
FEDERAL HOME LOAN BANKS	722,532.50	5.59
FREDDIE MAC	168,634.22	1.31
GENERAL DYNAMICS CORP	70,048.09	0.54
GOLDMAN SACHS GROUP INC	179,741.02	1.39
HERSHEY COMPANY	59,968.20	0.46
HONEYWELL INTERNATIONAL	29,706.03	0.23
IBM CORP	113,706.60	0.88
INTL BANK OF RECONSTRUCTION AND DEV	590,562.07	4.57
JOHNSON & JOHNSON	49,267.55	0.38
MITSUBISHI UFJ FINANCIAL GROUP INC	361,688.40	2.80
MIZUHO FINANCIAL GROUP INC.	349,742.50	2.71
NATIXIS NY BRANCH	249,460.50	1.93
NORDEA BANK AB	239,854.08	1.86
PACCAR FINANCIAL CORP	59,456.64	0.46
PEPSICO INC	89,637.84	0.69
PROCTER & GAMBLE CO	109,070.83	0.84
SWEDBANK AB	220,733.55	1.71
THE BANK OF NEW YORK MELLON CORPORATION	168,510.46	1.30
TOYOTA MOTOR CORP	526,843.66	4.08
UBS AG	250,141.50	1.94

Credit Quality (S&P Ratings)





Managed Account Issuer Summary

For the Month Ending **December 31, 2018**

GOLETA GENERAL FUND - 31912525

Issuer	Market Value of Holdings	Percent
UNITED STATES TREASURY	4,477,069.60	34.67
WAL-MART STORES INC	166,172.33	1.29
WELLS FARGO & COMPANY	169,498.16	1.31
Total	\$12,916,755.53	100.00%



Managed Account Detail of Securities Held

For the Month Ending **December 31, 2018**

GOLETA GENERAL FUND - 31912525

Security Type/Description Dated Date/Coupon/Maturity	CUSIP	Par	S&P Rating	Moody's Rating	Trade Date	Settle Date	Original Cost	YTM at Cost	Accrued Interest	Amortized Cost	Market Value
U.S. Treasury Bond / Note											
US TREASURY NOTES DTD 01/31/2014 1.500% 01/31/2019	912828B33	125,000.00	AA+	Aaa	02/01/16	02/01/16	126,806.64	1.01	784.65	125,049.76	124,917.00
US TREASURY NOTES DTD 01/31/2014 1.500% 01/31/2019	912828B33	300,000.00	AA+	Aaa	01/04/16	01/04/16	301,488.28	1.33	1,883.15	300,040.18	299,800.80
US TREASURY NOTES DTD 04/30/2012 1.250% 04/30/2019	912828ST8	110,000.00	AA+	Aaa	07/06/17	07/07/17	109,690.62	1.41	235.50	109,943.56	109,548.78
US TREASURY NOTES DTD 07/02/2012 1.000% 06/30/2019	912828TC4	300,000.00	AA+	Aaa	10/18/18	10/19/18	296,777.34	2.56	8.29	297,701.33	297,750.00
US TREASURY NOTES DTD 07/15/2016 0.750% 07/15/2019	912828S43	300,000.00	AA+	Aaa	12/19/17	12/22/17	294,937.50	1.85	1,039.40	298,244.02	297,129.00
US TREASURY NOTES DTD 08/31/2017 1.250% 08/31/2019	9128282T6	180,000.00	AA+	Aaa	01/02/18	01/03/18	178,143.75	1.89	764.50	179,253.47	178,375.86
US TREASURY NOTES DTD 09/15/2016 0.875% 09/15/2019	9128282G4	220,000.00	AA+	Aaa	05/18/18	05/21/18	215,557.03	2.44	574.31	217,620.10	217,284.32
US TREASURY NOTES DTD 12/31/2012 1.125% 12/31/2019	912828UF5	355,000.00	AA+	Aaa	02/10/17	02/13/17	351,963.09	1.43	11.03	353,934.21	349,771.92
US TREASURY N/B NOTES DTD 01/31/2018 2.000% 01/31/2020	9128283S7	275,000.00	AA+	Aaa	02/01/18	02/02/18	274,172.85	2.15	2,301.63	274,547.33	273,206.18
US TREASURY NOTES DTD 02/15/2017 1.375% 02/15/2020	912828W22	300,000.00	AA+	Aaa	12/26/18	12/31/18	295,828.13	2.64	1,558.08	295,838.12	295,863.30
US TREASURY N/B NOTES DTD 04/17/2017 1.500% 04/15/2020	912828X21	65,000.00	AA+	Aaa	07/06/17	07/07/17	64,895.90	1.56	208.93	64,951.42	64,134.20
US TREASURY NOTES DTD 04/30/2015 1.375% 04/30/2020	912828K58	250,000.00	AA+	Aaa	02/15/18	02/16/18	245,136.72	2.29	588.74	247,038.72	246,152.25
US TREASURY NOTES DTD 04/30/2013 1.125% 04/30/2020	912828VA5	300,000.00	AA+	Aaa	02/01/18	02/08/18	292,875.00	2.23	578.04	295,703.99	294,351.60
US TREASURY N/B NOTES DTD 04/30/2018 2.375% 04/30/2020	9128284J6	500,000.00	AA+	Aaa	10/02/18	10/05/18	496,933.59	2.78	2,033.84	497,403.01	498,672.00



Managed Account Detail of Securities Held

For the Month Ending **December 31, 2018**

GOLETA GENERAL FUND - 31912525

Security Type/Description Dated Date/Coupon/Maturity	CUSIP	Par	S&P Rating	Moody's Rating	Trade Date	Settle Date	Original Cost	YTM at Cost	Accrued Interest	Amortized Cost	Market Value
U.S. Treasury Bond / Note											
US TREASURY NOTES DTD 05/31/2013 1.375% 05/31/2020	912828VF4	500,000.00	AA+	Aaa	07/03/18	07/05/18	489,218.75	2.54	604.40	491,961.29	491,933.50
US TREASURY NOTES DTD 07/01/2013 1.875% 06/30/2020	912828VJ6	30,000.00	AA+	Aaa	04/30/18	05/01/18	29,588.67	2.53	1.55	29,713.53	29,702.34
US TREASURY N/B DTD 07/17/2017 1.500% 07/15/2020	9128282J8	130,000.00	AA+	Aaa	01/02/18	01/03/18	128,583.21	1.94	900.82	129,131.60	127,963.68
US TREASURY NOTES DTD 01/31/2014 2.125% 01/31/2021	912828B58	150,000.00	AA+	Aaa	05/18/18	05/21/18	147,796.88	2.69	1,333.90	148,287.56	148,845.75
US TREASURY NOTES DTD 05/02/2016 1.375% 04/30/2021	912828O78	135,000.00	AA+	Aaa	05/15/18	05/16/18	129,795.12	2.74	317.92	130,867.28	131,667.12
Security Type Sub-Total		4,525,000.00					4,470,189.07	2.18	15,728.68	4,487,230.48	4,477,069.60
Supra-National Agency Bond / Note											
INTL BANK OF RECON AND DEV GLOBAL NOTES DTD 10/27/2016 1.125% 11/27/2019	459058FS7	200,000.00	AAA	Aaa	08/18/17	08/23/17	198,359.73	1.50	212.50	199,337.08	197,394.40
INTL BANK OF RECONSTRUCTION AND DEV CAL DTD 11/09/2017 1.950% 11/09/2020	45905UO80	200,000.00	AAA	Aaa	08/23/18	08/27/18	196,361.23	2.81	563.33	196,920.23	197,374.60
INTL BANK OF RECONSTRUCTION AND DEV NOTE DTD 07/25/2018 2.750% 07/23/2021	459058GH0	195,000.00	AAA	Aaa	07/18/18	07/25/18	194,543.70	2.83	2,323.75	194,607.28	195,793.07
Security Type Sub-Total		595,000.00					589,264.66	2.38	3,099.58	590,864.59	590,562.07
Federal Agency Bond / Note											
FNMA BENCHMARK NOTE DTD 02/23/2016 1.000% 02/26/2019	3135G0J53	550,000.00	AA+	Aaa	05/10/16	05/11/16	550,902.00	0.94	1,909.72	550,049.98	548,774.60
FHLB NOTES DTD 03/10/2017 1.375% 03/18/2019	3130AAXX1	400,000.00	AA+	Aaa	03/29/17	03/31/17	400,040.00	1.37	1,573.61	400,004.47	399,093.20



Managed Account Detail of Securities Held

For the Month Ending **December 31, 2018**

GOLETA GENERAL FUND - 31912525

Security Type/Description Dated Date/Coupon/Maturity	CUSIP	Par	S&P Rating	Moody's Rating	Trade Date	Settle Date	Original Cost	YTM at Cost	Accrued Interest	Amortized Cost	Market Value
Federal Agency Bond / Note											
FEDERAL HOME LOAN BANK AGENCY NOTES DTD 05/12/2017 1.375% 05/28/2019	3130ABF92	200,000.00	AA+	Aaa	05/23/17	05/26/17	200,000.00	1.38	252.08	200,000.00	199,024.80
FREDDIE MAC NOTES DTD 07/19/2017 1.375% 08/15/2019	3137EAEH8	170,000.00	AA+	Aaa	07/28/17	07/31/17	169,802.80	1.43	883.06	169,939.16	168,634.22
FHLB NOTES DTD 02/09/2018 2.125% 02/11/2020	3130ADN32	125,000.00	AA+	Aaa	02/08/18	02/09/18	124,771.25	2.22	1,032.99	124,872.03	124,414.50
FANNIE MAE NOTES DTD 11/01/2018 2.875% 10/30/2020	3135G0U84	500,000.00	AA+	Aaa	11/29/18	11/30/18	499,825.00	2.89	2,395.83	499,833.78	502,743.00
FANNIE MAE NOTES DTD 04/13/2018 2.500% 04/13/2021	3135G0U27	250,000.00	AA+	Aaa	07/03/18	07/05/18	248,745.00	2.69	1,354.17	248,964.28	249,796.00
FANNIE MAE NOTES DTD 04/13/2018 2.500% 04/13/2021	3135G0U27	450,000.00	AA+	Aaa	08/07/18	08/08/18	446,530.50	2.80	2,437.50	447,037.26	449,632.80
Security Type Sub-Total		2,645,000.00					2,640,616.55	1.98	11,838.96	2,640,700.96	2,642,113.12
Corporate Note											
WELLS FARGO & COMPANY CORP NOTE DTD 04/22/2014 2.125% 04/22/2019	94974BFU9	170,000.00	A-	A2	02/10/17	02/15/17	170,933.30	1.87	692.40	170,133.99	169,498.16
PEPSICO INC CORP NOTE DTD 05/02/2017 1.550% 05/02/2019	713448DR6	90,000.00	A+	A1	04/27/17	05/02/17	89,932.50	1.59	228.63	89,988.52	89,637.84
AMERICAN EXPRESS CREDIT (CALLABLE) NOTE DTD 05/03/2017 1.875% 05/03/2019	0258M0EK1	175,000.00	A-	A2	04/27/17	05/03/17	174,928.25	1.90	528.65	174,987.67	174,354.08
APPLE INC DTD 09/12/2017 1.500% 09/12/2019	037833CZ1	155,000.00	AA+	Aa1	09/05/17	09/12/17	154,866.70	1.54	703.96	154,953.09	153,638.64
THE PROCTER & GAMBLE CO CORP NOTES DTD 10/25/2017 1.750% 10/25/2019	742718EZ8	110,000.00	AA-	Aa3	10/23/17	10/25/17	109,961.50	1.77	352.92	109,984.12	109,070.83
HONEYWELL INTERNATIONAL CORP NOTES DTD 10/30/2017 1.800% 10/30/2019	438516BQ8	30,000.00	A	A2	10/23/17	10/30/17	29,976.60	1.84	91.50	29,990.18	29,706.03



Managed Account Detail of Securities Held

For the Month Ending **December 31, 2018**

GOLETA GENERAL FUND - 31912525

Security Type/Description Dated Date/Coupon/Maturity	CUSIP	Par	S&P Rating	Moody's Rating	Trade Date	Settle Date	Original Cost	YTM at Cost	Accrued Interest	Amortized Cost	Market Value
Corporate Note											
TOYOTA MOTOR CREDIT CORP DTD 01/11/2018 2.200% 01/10/2020	89236TEJ0	170,000.00	AA-	Aa3	01/08/18	01/11/18	169,848.70	2.25	1,776.50	169,921.49	168,459.46
BNY MELLON (CALLABLE) CORP NOTE DTD 02/24/2015 2.150% 02/24/2020	06406HCZ0	170,000.00	A	A1	02/10/17	02/15/17	170,527.00	2.04	1,289.40	170,195.12	168,510.46
GENERAL DYNAMICS CORP DTD 05/11/2018 2.875% 05/11/2020	369550BA5	70,000.00	A+	A2	05/08/18	05/11/18	69,752.20	3.06	279.51	69,829.82	70,048.09
HERSHEY COMPANY DTD 05/10/2018 2.900% 05/15/2020	427866AY4	60,000.00	A	A1	05/03/18	05/10/18	59,960.40	2.93	222.33	59,972.90	59,968.20
BANK OF AMERICA CORP NOTE DTD 10/19/2015 2.625% 10/19/2020	06051GFT1	125,000.00	A-	A3	04/09/18	04/11/18	124,320.00	2.85	656.25	124,510.36	123,689.88
JOHNSON & JOHNSON CORP NOTE DTD 11/10/2017 1.950% 11/10/2020	478160CH5	50,000.00	AAA	Aaa	11/08/17	11/10/17	49,946.50	1.99	138.13	49,966.50	49,267.55
IBM CORP CORP NOTES DTD 02/06/2018 2.650% 02/05/2021	44932HAG8	115,000.00	A	A1	02/01/18	02/06/18	114,943.65	2.67	1,235.93	114,960.12	113,706.60
AMERICAN HONDA FINANCE DTD 02/15/2018 2.650% 02/12/2021	02665WCD1	100,000.00	A+	A2	02/12/18	02/15/18	99,860.00	2.70	1,023.19	99,899.84	98,873.60
PACCAR FINANCIAL CORP NOTES DTD 02/27/2018 2.800% 03/01/2021	69371RN93	60,000.00	A+	A1	02/22/18	02/27/18	59,970.60	2.82	560.00	59,978.51	59,456.64
JOHN DEERE CAPITAL CORP NOTES DTD 03/13/2018 2.875% 03/12/2021	24422EUD9	120,000.00	A	A2	03/08/18	03/13/18	119,918.40	2.90	1,044.58	119,939.47	119,677.68
TOYOTA MOTOR CREDIT CORP NOTES DTD 04/13/2018 2.950% 04/13/2021	89236TEU5	60,000.00	AA-	Aa3	04/10/18	04/13/18	59,976.00	2.96	383.50	59,981.55	60,009.00
CHARLES SCHWAB CORP NOTES DTD 05/22/2018 3.250% 05/21/2021	808513AW5	70,000.00	A	A2	05/17/18	05/22/18	69,997.90	3.25	252.78	69,998.27	70,341.60
WAL-MART STORES INC CORP NOTES DTD 06/27/2018 3.125% 06/23/2021	931142EJ8	165,000.00	AA	Aa2	06/20/18	06/27/18	164,991.75	3.13	114.58	164,992.75	166,172.33
CATERPILLAR FINANCIAL SERVICES CORP CORP DTD 09/07/2018 3.150% 09/07/2021	14913Q2N8	70,000.00	A	A3	09/04/18	09/07/18	69,946.10	3.18	698.25	69,951.57	70,184.45



Managed Account Detail of Securities Held

For the Month Ending **December 31, 2018**

GOLETA GENERAL FUND - 31912525

Security Type/Description Dated Date/Coupon/Maturity	CUSIP	Par	S&P Rating	Moody's Rating	Trade Date	Settle Date	Original Cost	YTM at Cost	Accrued Interest	Amortized Cost	Market Value
Security Type Sub-Total		2,135,000.00					2,134,558.05	2.39	12,272.99	2,134,135.84	2,124,271.12
Commercial Paper											
NATIXIS NY BRANCH COMM PAPER DTD 08/20/2018 0.000% 01/31/2019	63873KNX1	250,000.00	A-1	P-1	10/12/18	10/12/18	248,080.63	2.51	0.00	249,481.25	249,460.50
CREDIT AGRICOLE CIB NY COMM PAPER DTD 05/07/2018 0.000% 02/01/2019	22533UP15	250,000.00	A-1	P-1	10/12/18	10/12/18	248,055.56	2.52	0.00	249,461.81	249,439.00
TOYOTA MOTOR CREDIT CORP COMM PAPER DTD 12/14/2018 0.000% 03/14/2019	89233HOE7	300,000.00	A-1+	P-1	12/14/18	12/14/18	297,907.50	2.81	0.00	298,326.00	298,375.20
BANK OF MONTREAL CHICAGO COMM PAPER DTD 12/21/2018 0.000% 03/21/2019	06366HOM2	325,000.00	A-1	P-1	12/21/18	12/21/18	322,725.00	2.82	0.00	323,003.06	323,021.08
MUFG BANK LTD/NY COMM PAPER DTD 11/05/2018 0.000% 05/07/2019	62479MS79	250,000.00	A-1	P-1	11/08/18	11/09/18	246,469.72	2.88	0.00	247,515.00	247,490.75
Security Type Sub-Total		1,375,000.00					1,363,238.41	2.72	0.00	1,367,787.12	1,367,786.53
Certificate of Deposit											
MIZUHO BANK LTD/NY CERT DEPOS DTD 08/15/2018 2.450% 02/11/2019	60700AP81	350,000.00	A-1	P-1	08/14/18	08/15/18	350,000.00	2.45	3,310.90	350,000.00	349,742.50
GOLDMAN SACHS BANK USA CERT DEPOS DTD 08/13/2018 2.800% 08/05/2019	40054PAE5	180,000.00	A-1	P-1	08/10/18	08/13/18	180,000.00	2.80	1,974.00	180,000.00	179,741.02
MUFG BANK LTD/NY CERT DEPOS DTD 09/27/2017 2.070% 09/25/2019	06539RGM3	115,000.00	A-1	P-1	09/25/17	09/27/17	115,000.00	2.07	648.03	115,000.00	114,197.65
CREDIT SUISSE NEW YORK CERT DEPOS DTD 02/08/2018 2.670% 02/07/2020	22549LFR1	110,000.00	A	A1	02/07/18	02/08/18	110,000.00	2.67	2,635.14	110,000.00	109,811.79
NORDEA BANK AB NY CD DTD 02/22/2018 2.720% 02/20/2020	65590ASN7	240,000.00	AA-	Aa3	02/20/18	02/22/18	240,000.00	2.72	2,375.47	240,000.00	239,854.08
UBS AG STAMFORD CT LT CD DTD 03/06/2018 2.900% 03/02/2020	90275DHG8	250,000.00	A+	Aa2	03/02/18	03/06/18	250,000.00	2.93	2,396.53	250,000.00	250,141.50



Managed Account Detail of Securities Held

For the Month Ending **December 31, 2018**

GOLETA GENERAL FUND - 31912525

Security Type/Description Dated Date/Coupon/Maturity	CUSIP	Par	S&P Rating	Moody's Rating	Trade Date	Settle Date	Original Cost	YTM at Cost	Accrued Interest	Amortized Cost	Market Value
Certificate of Deposit											
BANK OF NOVA SCOTIA HOUSTON CD DTD 06/07/2018 3.080% 06/05/2020	06417GU22	250,000.00	A+	Aa2	06/05/18	06/07/18	249,905.00	3.10	556.11	249,931.19	250,731.00
SWEDBANK (NEW YORK) CERT DEPOS DTD 11/17/2017 2.270% 11/16/2020	87019U6D6	225,000.00	AA-	Aa2	11/16/17	11/17/17	225,000.00	2.30	652.63	225,000.00	220,733.55
Security Type Sub-Total		1,720,000.00					1,719,905.00	2.66	14,548.81	1,719,931.19	1,714,953.09
Managed Account Sub-Total		12,995,000.00					12,917,771.74	2.30	57,489.02	12,940,650.18	12,916,755.53
Securities Sub-Total		\$12,995,000.00					\$12,917,771.74	2.30%	\$57,489.02	\$12,940,650.18	\$12,916,755.53
Accrued Interest											\$57,489.02
Total Investments											\$12,974,244.55



Managed Account Fair Market Value & Analytics

For the Month Ending **December 31, 2018**

GOLETA GENERAL FUND - 31912525

Security Type/Description	Dated Date/Coupon/Maturity	CUSIP	Par	Broker	Next Call Date	Market Price	Market Value	Unreal G/L On Cost	Unreal G/L Amort Cost	Effective Duration	Duration to Worst at Mkt	YTM
U.S. Treasury Bond / Note												
US TREASURY NOTES	DTD 01/31/2014 1.500% 01/31/2019	912828B33	125,000.00	MORGANST		99.93	124,917.00	(1,889.64)	(132.76)	0.08	0.08	2.28
US TREASURY NOTES	DTD 01/31/2014 1.500% 01/31/2019	912828B33	300,000.00	MERRILL		99.93	299,800.80	(1,687.48)	(239.38)	0.08	0.08	2.28
US TREASURY NOTES	DTD 04/30/2012 1.250% 04/30/2019	912828ST8	110,000.00	HSBC		99.59	109,548.78	(141.84)	(394.78)	0.33	0.33	2.49
US TREASURY NOTES	DTD 07/02/2012 1.000% 06/30/2019	912828TC4	300,000.00	NOMURA		99.25	297,750.00	972.66	48.67	0.49	0.49	2.52
US TREASURY NOTES	DTD 07/15/2016 0.750% 07/15/2019	912828S43	300,000.00	HSBC		99.04	297,129.00	2,191.50	(1,115.02)	0.53	0.53	2.54
US TREASURY NOTES	DTD 08/31/2017 1.250% 08/31/2019	912828T6	180,000.00	JEFFERIE		99.10	178,375.86	232.11	(877.61)	0.65	0.65	2.63
US TREASURY NOTES	DTD 09/15/2016 0.875% 09/15/2019	912828G4	220,000.00	HSBC		98.77	217,284.32	1,727.29	(335.78)	0.69	0.69	2.65
US TREASURY NOTES	DTD 12/31/2012 1.125% 12/31/2019	912828UF5	355,000.00	CITIGRP		98.53	349,771.92	(2,191.17)	(4,162.29)	0.98	0.98	2.63
US TREASURY N/B NOTES	DTD 01/31/2018 2.000% 01/31/2020	9128283S7	275,000.00	CITIGRP		99.35	273,206.18	(966.67)	(1,341.15)	1.06	1.06	2.61
US TREASURY NOTES	DTD 02/15/2017 1.375% 02/15/2020	912828W22	300,000.00	CITIGRP		98.62	295,863.30	35.17	25.18	1.10	1.10	2.63
US TREASURY N/B NOTES	DTD 04/17/2017 1.500% 04/15/2020	912828X21	65,000.00	MORGAN_S		98.67	64,134.20	(761.70)	(817.22)	1.26	1.26	2.56
US TREASURY NOTES	DTD 04/30/2015 1.375% 04/30/2020	912828K58	250,000.00	HSBC		98.46	246,152.25	1,015.53	(886.47)	1.30	1.30	2.56
US TREASURY NOTES	DTD 04/30/2013 1.125% 04/30/2020	912828VA5	300,000.00	MORGAN_S		98.12	294,351.60	1,476.60	(1,352.39)	1.31	1.31	2.57
US TREASURY N/B NOTES	DTD 04/30/2018 2.375% 04/30/2020	9128284J6	500,000.00	NOMURA		99.73	498,672.00	1,738.41	1,268.99	1.30	1.30	2.58
US TREASURY NOTES	DTD 05/31/2013 1.375% 05/31/2020	912828VF4	500,000.00	HSBC		98.39	491,933.50	2,714.75	(27.79)	1.39	1.39	2.54
US TREASURY NOTES	DTD 07/01/2013 1.875% 06/30/2020	912828VJ6	30,000.00	HSBC		99.01	29,702.34	113.67	(11.19)	1.47	1.47	2.55
US TREASURY N/B	DTD 07/17/2017 1.500% 07/15/2020	9128282J8	130,000.00	CITIGRP		98.43	127,963.68	(619.53)	(1,167.92)	1.50	1.50	2.54



Managed Account Fair Market Value & Analytics

For the Month Ending **December 31, 2018**

GOLETA GENERAL FUND - 31912525

Security Type/Description	Dated Date/Coupon/Maturity	CUSIP	Par	Broker	Next Call Date	Market Price	Market Value	Unreal G/L On Cost	Unreal G/L Amort Cost	Effective Duration	Duration to Worst at Mkt	YTM
U.S. Treasury Bond / Note												
US TREASURY NOTES		912828B58	150,000.00	NOMURA		99.23	148,845.75	1,048.87	558.19	2.01	2.01	2.51
DTD 01/31/2014 2.125% 01/31/2021												
US TREASURY NOTES		912828Q78	135,000.00	RBS		97.53	131,667.12	1,872.00	799.84	2.27	2.27	2.47
DTD 05/02/2016 1.375% 04/30/2021												
Security Type Sub-Total			4,525,000.00				4,477,069.60	6,880.53	(10,160.88)	1.02	1.02	2.54
Supra-National Agency Bond / Note												
INTL BANK OF RECON AND DEV GLOBAL NOTES		459058FS7	200,000.00	WELLS_FA		98.70	197,394.40	(965.33)	(1,942.68)	0.89	0.89	2.59
DTD 10/27/2016 1.125% 11/27/2019												
INTL BANK OF RECONSTRUCTION AND DEV CAL		45905UQ80	200,000.00	GOLDMAN		98.69	197,374.60	1,013.37	454.37	1.80	1.80	2.68
DTD 11/09/2017 1.950% 11/09/2020												
INTL BANK OF RECONSTRUCTION AND DEV NOTE		459058GH0	195,000.00	MORGAN_S		100.41	195,793.07	1,249.37	1,185.79	2.43	2.43	2.58
DTD 07/25/2018 2.750% 07/23/2021												
Security Type Sub-Total			595,000.00				590,562.07	1,297.41	(302.52)	1.70	1.71	2.62
Federal Agency Bond / Note												
FNMA BENCHMARK NOTE		3135G0J53	550,000.00	GOLDMAN		99.78	548,774.60	(2,127.40)	(1,275.38)	0.16	0.16	2.41
DTD 02/23/2016 1.000% 02/26/2019												
FHLB NOTES		3130AAXX1	400,000.00	JEFFERIE		99.77	399,093.20	(946.80)	(911.27)	0.22	0.22	2.40
DTD 03/10/2017 1.375% 03/18/2019												
FEDERAL HOME LOAN BANK AGENCY NOTES		3130ABF92	200,000.00	NOMURA		99.51	199,024.80	(975.20)	(975.20)	0.41	0.41	2.56
DTD 05/12/2017 1.375% 05/28/2019												
FREDDIE MAC NOTES		3137EAEH8	170,000.00	GOLDMAN		99.20	168,634.22	(1,168.58)	(1,304.94)	0.61	0.61	2.68
DTD 07/19/2017 1.375% 08/15/2019												
FHLB NOTES		3130ADN32	125,000.00	WELLS_FA		99.53	124,414.50	(356.75)	(457.53)	1.08	1.08	2.55
DTD 02/09/2018 2.125% 02/11/2020												
FANNIE MAE NOTES		3135G0U84	500,000.00	JEFFERIE		100.55	502,743.00	2,918.00	2,909.22	1.77	1.77	2.57
DTD 11/01/2018 2.875% 10/30/2020												



Managed Account Fair Market Value & Analytics

For the Month Ending **December 31, 2018**

GOLETA GENERAL FUND - 31912525

Security Type/Description Dated Date/Coupon/Maturity	CUSIP	Par	Broker	Next Call Date	Market Price	Market Value	Unreal G/L On Cost	Unreal G/L Amort Cost	Effective Duration	Duration to Worst at Mkt	YTM
Federal Agency Bond / Note											
FANNIE MAE NOTES DTD 04/13/2018 2.500% 04/13/2021	3135G0U27	250,000.00	MORGAN_S		99.92	249,796.00	1,051.00	831.72	2.19	2.19	2.54
FANNIE MAE NOTES DTD 04/13/2018 2.500% 04/13/2021	3135G0U27	450,000.00	JEFFERIE		99.92	449,632.80	3,102.30	2,595.54	2.19	2.19	2.54
Security Type Sub-Total		2,645,000.00				2,642,113.12	1,496.57	1,412.16	1.10	1.10	2.51
Corporate Note											
WELLS FARGO & COMPANY CORP NOTE DTD 04/22/2014 2.125% 04/22/2019	94974BFU9	170,000.00	TD		99.70	169,498.16	(1,435.14)	(635.83)	0.31	0.31	3.05
PEPSICO INC CORP NOTE DTD 05/02/2017 1.550% 05/02/2019	713448DR6	90,000.00	JPM_CHAS		99.60	89,637.84	(294.66)	(350.68)	0.34	0.34	2.73
AMERICAN EXPRESS CREDIT (CALLABLE) NOTE DTD 05/03/2017 1.875% 05/03/2019	0258M0EK1	175,000.00	GOLDMAN	04/03/19	99.63	174,354.08	(574.17)	(633.59)	0.32	0.34	2.94
APPLE INC DTD 09/12/2017 1.500% 09/12/2019	037833CZ1	155,000.00	DEUTSCHE		99.12	153,638.64	(1,228.06)	(1,314.45)	0.68	0.68	2.78
THE PROCTER & GAMBLE CO CORP NOTES DTD 10/25/2017 1.750% 10/25/2019	742718EZ8	110,000.00	HSBC		99.16	109,070.83	(890.67)	(913.29)	0.80	0.80	2.80
HONEYWELL INTERNATIONAL CORP NOTES DTD 10/30/2017 1.800% 10/30/2019	438516BO8	30,000.00	MERRILL		99.02	29,706.03	(270.57)	(284.15)	0.82	0.82	3.00
TOYOTA MOTOR CREDIT CORP DTD 01/11/2018 2.200% 01/10/2020	89236TEJ0	170,000.00	MERRILL		99.09	168,459.46	(1,389.24)	(1,462.03)	0.99	0.99	3.10
BNY MELLON (CALLABLE) CORP NOTE DTD 02/24/2015 2.150% 02/24/2020	06406HCZ0	170,000.00	CITIGRP	01/24/20	99.12	168,510.46	(2,016.54)	(1,684.66)	1.10	1.11	2.93
GENERAL DYNAMICS CORP DTD 05/11/2018 2.875% 05/11/2020	369550BA5	70,000.00	MERRILL		100.07	70,048.09	295.89	218.27	1.32	1.32	2.82
HERSHEY COMPANY DTD 05/10/2018 2.900% 05/15/2020	427866AY4	60,000.00	RBC		99.95	59,968.20	7.80	(4.70)	1.33	1.33	2.94
BANK OF AMERICA CORP NOTE DTD 10/19/2015 2.625% 10/19/2020	06051GFT1	125,000.00	GOLDMAN		98.95	123,689.88	(630.12)	(820.48)	1.73	1.73	3.23
JOHNSON & JOHNSON CORP NOTE DTD 11/10/2017 1.950% 11/10/2020	478160CH5	50,000.00	JPM_CHAS		98.54	49,267.55	(678.95)	(698.95)	1.80	1.80	2.76



Managed Account Fair Market Value & Analytics

For the Month Ending **December 31, 2018**

GOLETA GENERAL FUND - 31912525

Security Type/Description Dated Date/Coupon/Maturity	CUSIP	Par	Broker	Next Call Date	Market Price	Market Value	Unreal G/L On Cost	Unreal G/L Amort Cost	Effective Duration	Duration to Worst at Mkt	YTM
Corporate Note											
IBM CORP CORP NOTES DTD 02/06/2018 2.650% 02/05/2021	44932HAG8	115,000.00	BNP_PARI		98.88	113,706.60	(1,237.05)	(1,253.52)	2.00	2.00	3.21
AMERICAN HONDA FINANCE DTD 02/15/2018 2.650% 02/12/2021	02665WCD1	100,000.00	MIZUHO		98.87	98,873.60	(986.40)	(1,026.24)	2.02	2.02	3.20
PACCAR FINANCIAL CORP NOTES DTD 02/27/2018 2.800% 03/01/2021	69371RN93	60,000.00	JPM_CHAS		99.09	59,456.64	(513.96)	(521.87)	2.06	2.06	3.23
JOHN DEERE CAPITAL CORP NOTES DTD 03/13/2018 2.875% 03/12/2021	24422EUD9	120,000.00	BARCLAYS		99.73	119,677.68	(240.72)	(261.79)	2.10	2.10	3.00
TOYOTA MOTOR CREDIT CORP NOTES DTD 04/13/2018 2.950% 04/13/2021	89236TEU5	60,000.00	JPM_CHAS		100.02	60,009.00	33.00	27.45	2.18	2.18	2.94
CHARLES SCHWAB CORP NOTES DTD 05/22/2018 3.250% 05/21/2021	808513AW5	70,000.00	CSFB		100.49	70,341.60	343.70	343.33	2.28	2.28	3.04
WAL-MART STORES INC CORP NOTES DTD 06/27/2018 3.125% 06/23/2021	931142EJ8	165,000.00	CITIGRP		100.71	166,172.33	1,180.58	1,179.58	2.37	2.37	2.83
CATERPILLAR FINANCIAL SERVICES CORP CORP DTD 09/07/2018 3.150% 09/07/2021	14913O2N8	70,000.00	BARCLAYS		100.26	70,184.45	238.35	232.88	2.53	2.53	3.05
Security Type Sub-Total		2,135,000.00				2,124,271.12	(10,286.93)	(9,864.72)	1.34	1.34	2.98
Commercial Paper											
NATIXIS NY BRANCH COMM PAPER DTD 08/20/2018 0.000% 01/31/2019	63873KNX1	250,000.00	BONY		99.78	249,460.50	1,379.87	(20.75)	0.08	0.08	2.51
CREDIT AGRICOLE CIB NY COMM PAPER DTD 05/07/2018 0.000% 02/01/2019	22533UP15	250,000.00	CREDAG		99.78	249,439.00	1,383.44	(22.81)	0.09	0.09	2.53
TOYOTA MOTOR CREDIT CORP COMM PAPER DTD 12/14/2018 0.000% 03/14/2019	89233HQE7	300,000.00	TOYOTA		99.46	298,375.20	467.70	49.20	0.20	0.20	2.69
BANK OF MONTREAL CHICAGO COMM PAPER DTD 12/21/2018 0.000% 03/21/2019	06366HOM2	325,000.00	BMO		99.39	323,021.08	296.08	18.02	0.22	0.22	2.76
MUFG BANK LTD/NY COMM PAPER DTD 11/05/2018 0.000% 05/07/2019	62479MS79	250,000.00	MITSU		99.00	247,490.75	1,021.03	(24.25)	0.34	0.34	2.87
Security Type Sub-Total		1,375,000.00				1,367,786.53	4,548.12	(0.59)	0.19	0.19	2.68



Managed Account Fair Market Value & Analytics

For the Month Ending **December 31, 2018**

GOLETA GENERAL FUND - 31912525

Security Type/Description Dated Date/Coupon/Maturity	CUSIP	Par	Broker	Next Call Date	Market Price	Market Value	Unreal G/L On Cost	Unreal G/L Amort Cost	Effective Duration	Duration to Worst at Mkt	YTM
Certificate of Deposit											
MIZUHO BANK LTD/NY CERT DEPOS DTD 08/15/2018 2.450% 02/11/2019	60700AP81	350,000.00	MIZUHO		99.93	349,742.50	(257.50)	(257.50)	0.11	0.11	2.72
GOLDMAN SACHS BANK USA CERT DEPOS DTD 08/13/2018 2.800% 08/05/2019	40054PAE5	180,000.00	GOLDMAN		99.86	179,741.02	(258.98)	(258.98)	0.58	0.58	3.01
MUFG BANK LTD/NY CERT DEPOS DTD 09/27/2017 2.070% 09/25/2019	06539RGM3	115,000.00	MITSU		99.30	114,197.65	(802.35)	(802.35)	0.72	0.72	2.97
CREDIT SUISSE NEW YORK CERT DEPOS DTD 02/08/2018 2.670% 02/07/2020	22549LFR1	110,000.00	CSFB		99.83	109,811.79	(188.21)	(188.21)	1.04	1.04	2.83
NORDEA BANK AB NY CD DTD 02/22/2018 2.720% 02/20/2020	65590ASN7	240,000.00	GOLDMAN		99.94	239,854.08	(145.92)	(145.92)	1.10	1.10	2.77
UBS AG STAMFORD CT LT CD DTD 03/06/2018 2.900% 03/02/2020	90275DHG8	250,000.00	UBS		100.06	250,141.50	141.50	141.50	1.14	1.14	2.88
BANK OF NOVA SCOTIA HOUSTON CD DTD 06/07/2018 3.080% 06/05/2020	06417GU22	250,000.00	GOLDMAN		100.29	250,731.00	826.00	799.81	1.39	1.39	2.87
SWEDBANK (NEW YORK) CERT DEPOS DTD 11/17/2017 2.270% 11/16/2020	87019U6D6	225,000.00	MERRILL		98.10	220,733.55	(4,266.45)	(4,266.45)	1.81	1.81	3.35
Security Type Sub-Total		1,720,000.00				1,714,953.09	(4,951.91)	(4,978.10)	0.95	0.95	2.91
Managed Account Sub-Total		12,995,000.00				12,916,755.53	(1,016.21)	(23,894.65)	1.02	1.02	2.67
Securities Sub-Total		\$12,995,000.00				\$12,916,755.53	(\$1,016.21)	(\$23,894.65)	1.02	1.02	2.67%
Accrued Interest						\$57,489.02					
Total Investments						\$12,974,244.55					



Managed Account Security Transactions & Interest

For the Month Ending **December 31, 2018**

GOLETA GENERAL FUND - 31912525

Transaction Type		Security Description	CUSIP	Par	Principal Proceeds	Accrued Interest	Total	Realized G/L Cost	Realized G/L Amort Cost	Sale Method
Trade	Settle									
BUY										
12/14/18	12/14/18	TOYOTA MOTOR CREDIT CORP COMM PAPER DTD 12/14/2018 0.000% 03/14/2019	89233HQE7	300,000.00	(297,907.50)	0.00	(297,907.50)			
12/21/18	12/21/18	BANK OF MONTREAL CHICAGO COMM PAPER DTD 12/21/2018 0.000% 03/21/2019	06366HOM2	325,000.00	(322,725.00)	0.00	(322,725.00)			
12/26/18	12/31/18	US TREASURY NOTES DTD 02/15/2017 1.375% 02/15/2020	912828W22	300,000.00	(295,828.13)	(1,546.88)	(297,375.01)			
Transaction Type Sub-Total				925,000.00	(916,460.63)	(1,546.88)	(918,007.51)			
INTEREST										
12/03/18	12/03/18	MONEY MARKET FUND	MONEY0002	0.00	0.00	442.57	442.57			
12/05/18	12/05/18	BANK OF NOVA SCOTIA HOUSTON CD DTD 06/07/2018 3.080% 06/05/2020	06417GU22	250,000.00	0.00	3,807.22	3,807.22			
12/23/18	12/23/18	WAL-MART STORES INC CORP NOTES DTD 06/27/2018 3.125% 06/23/2021	931142EJ8	165,000.00	0.00	2,520.83	2,520.83			
12/31/18	12/31/18	US TREASURY N/B DTD 12/31/2016 1.250% 12/31/2018	912828U99	160,000.00	0.00	1,000.00	1,000.00			
12/31/18	12/31/18	US TREASURY NOTES DTD 07/01/2013 1.875% 06/30/2020	912828VJ6	30,000.00	0.00	281.25	281.25			
12/31/18	12/31/18	US TREASURY NOTES DTD 12/31/2012 1.125% 12/31/2019	912828UF5	355,000.00	0.00	1,996.88	1,996.88			
12/31/18	12/31/18	US TREASURY NOTES DTD 12/31/2013 1.500% 12/31/2018	912828A75	100,000.00	0.00	750.00	750.00			
12/31/18	12/31/18	US TREASURY NOTES DTD 07/02/2012 1.000% 06/30/2019	912828TC4	300,000.00	0.00	1,500.00	1,500.00			
Transaction Type Sub-Total				1,360,000.00	0.00	12,298.75	12,298.75			
MATURITY										
12/31/18	12/31/18	US TREASURY N/B DTD 12/31/2016 1.250% 12/31/2018	912828U99	160,000.00	160,000.00	0.00	160,000.00	(162.50)	0.00	
12/31/18	12/31/18	US TREASURY NOTES DTD 12/31/2013 1.500% 12/31/2018	912828A75	100,000.00	100,000.00	0.00	100,000.00	250.00	0.00	



Managed Account Security Transactions & Interest

For the Month Ending **December 31, 2018**

GOLETA GENERAL FUND - 31912525

Transaction Type		Security Description	CUSIP	Par	Principal Proceeds	Accrued Interest	Total	Realized G/L Cost	Realized G/L Amort Cost	Sale Method
Trade	Settle									
Transaction Type Sub-Total				260,000.00	260,000.00	0.00	260,000.00	87.50	0.00	
SELL										
12/14/18	12/14/18	TOYOTA MOTOR CREDIT CORP COMM PAPER DTD 11/20/2018 0.000% 02/21/2019	89233HPM0	300,000.00	298,493.50	0.00	298,493.50	502.17	0.00	FIFO
12/21/18	12/21/18	ING (US) FUNDING LLC COMM PAPER DTD 04/19/2018 0.000% 01/11/2019	4497W1NB8	225,000.00	224,667.94	0.00	224,667.94	3,915.63	3.28	FIFO
Transaction Type Sub-Total				525,000.00	523,161.44	0.00	523,161.44	4,417.80	3.28	
Managed Account Sub-Total					(133,299.19)	10,751.87	(122,547.32)	4,505.30	3.28	
Total Security Transactions					(133,299.19)	\$10,751.87	(122,547.32)	\$4,505.30	\$3.28	

December 28, 2018 – January 9, 2019

Administration

District Counsel is reviewing the final revisions to the easement agreement on the bike path for the Phelps Road Project.

Staff attended a Personnel Committee meeting.

All District staff received annual hands on fire extinguisher safety training from Joy fire equipment.

Collection System Maintenance

The required no-spill certifications for the months of November 2018 and December 2018 were reported to the State CIWQS database.

Staff completed the annual collection system questionnaire update as required by the State for 2019.

The crew completed the monthly maintenance for January 2019 including exercising valves and running all emergency equipment.

The crew performed CCTV inspections at night in the area of Hollister Avenue and Pacific Oaks Road. Inspections were done at night to take advantage of lower flow periods.

The crew is currently hydro-cleaning hotspots and root cutting throughout the District. A sewer operations summary is enclosed with this operations report.

Staff is currently working with a consultant to determine the best direction to move towards to improve reliability of the radio connection for flow monitoring at the GWSD force main discharge into the treatment plant.

Industrial Waste

Staff continues performing FOG inspections at restaurants throughout the District.

Staff is receiving and reviewing required 2018 4th Quarter Self-Monitoring Reports from all class 4 industrial permittees.

Staff received and reviewed December discharge estimates from Raytheon for well water utilized in their industrial processes and disposed of to the sewer system.

Street Sweeping

Graffiti – none to report at this time

Abandon vehicle – none to report at this time

Hrs. – 32.5

Miles – 251.3

Loads – 8

Marborg: 12/6/18 = 8.91 TN, 12/14/18 = 9.49 TN, 12/20/18 = 10.15 TN.

- Extra sweeping was done in Isla Vista during the UCSB holiday break
- Routine maintenance checks and services
- Replaced auxiliary engine battery on Crosswind

Table of Treatment Capacity in GSD Plant

GWSD Average Daily Flow	October 2018	MGD 2.12; 45.0075%
-------------------------	--------------	--------------------



Sewer Operations Cleaning Summary from December 28, 2018 to January 9, 2019

Your environmental partner since 1954

Descripton	Quantity
Feet Cleaned	
Hot Spot	7,965 ft.
Root Cutting	4,224 ft.
	<hr/>
	12,189 ft.
Lines Cleaned	
Hot Spot	28 lines
Root Cutting	16 lines
	<hr/>
	44 lines
Other Work Orders	
CCTV Work Order	2 Work Orders
FOG Inspection	1 Work Order
	<hr/>
	3 Work Orders

Goleta West Sanitary District
Allowance of Claims
December 28, 2018 - January 10, 2019

Vendor ID	Vendor Name	Transaction Description	Posted Date	Document Amount
ADP01	ADP Inc	Payroll Services	1/9/2019	\$524.32
ALL08	CSRMA c/o Alliant Insurance Svcs, Inc.	PIP Insurance	1/9/2019	\$54,516.70
AQU01	Aqua-Flo Supply	Repair & Maintenance	1/9/2019	\$554.60
BAR01	Bartlett Pringle & Wolf LLC	Accounting & Audit Services	1/9/2019	\$4,183.00
BOONE	Boone Graphics	Office Forms	1/9/2019	\$256.79
BRO01	Brownstein, Hyatt, Farber, Schreck	Legal Services	1/9/2019	\$13,331.00
CAL03	Public Employees Health	CalPERS Health Insurance	12/28/2018	\$15,026.14
COA01	Coastal Copy	Copier Service	1/9/2019	\$250.82
FIR01	First Bankcard	Operations Supplies	1/9/2019	\$235.48
FRO01	Frontier Communications	Phone Service	1/9/2019	\$608.77
HAA01	Haaker Equipment Company	Sweeper Maintenance	1/9/2019	\$1,119.32
HOM01	Home Depot Credit Svcs	Operations Supplies	1/9/2019	\$295.55
JAI01	Jaimes Landscape	Landscape Maintenance	1/9/2019	\$335.00
JOY01	Joy Equipment Protection Inc	Fire Safety Training	1/9/2019	\$319.95
LAR01	Larry's Auto Parts	Vehicle Parts	1/9/2019	\$125.13
LIN01	Lincoln National Life Ins	Deferred Compensation	1/7/2019	\$1,250.00
MAR01	Marborg Industries	Waste Removal and Rolloff	1/9/2019	\$3,449.02
MCC02	McCormix Corporation	Sweeper Fuel	1/9/2019	\$265.78
MIS01	Mission Linen Supply	Uniforms and Towels	1/9/2019	\$891.36
OFF01	Office Depot	Office Supplies	1/9/2019	\$420.09
PFM01	PFM Asset Management LLC	Investment Advisory	1/9/2019	\$1,462.19
REA01	ReadyRefresh by Nestle	Drinking Water	1/9/2019	\$82.83
REL01	Reliance Standard Life Insurance	Insurance LTD	1/9/2019	\$686.86
SED01	Sedaru Inc.	Infosewer Hydraulic Model Update	1/9/2019	\$4,175.00
SIL01	Silvia's Cleaning Company, Inc.	Janitorial Service	1/9/2019	\$300.00
SOU04	South Coast Deli	Committee Lunches	1/9/2019	\$44.90
THE02	The Gas Company	Natural Gas	1/9/2019	\$104.23
UND01	Underground Service Alert	Dig Service Alerts	1/9/2019	\$56.20
VEL01	Velocity Truck Center Ventura County	Sweeper Parts	1/9/2019	\$32.87
WEX01	WEX Bank	Vehicle Fuel	1/9/2019	\$1,191.50
Total Services & Supplies				\$106,095.40
Payroll - (1) pay date 01/09/2019				\$30,046.13
Total				\$136,141.53