

**GOLETA WEST SANITARY DISTRICT
REGULAR BOARD MEETING
AGENDA
JUNE 2, 2026 at 5:30 PM**

**UCSB Campus, Parking Lot 32
Santa Barbara, CA 93106
(District Office)**

Comments in advance of the meeting: Correspondence to the Board regarding items appearing on the agenda should be directed to the Secretary of the Board, at info@goletawest.org or the District Office address. Written comments should be submitted by 12:00 PM on the day of the meeting.

Accessibility: The Board of Directors Hearing Room is wheelchair accessible. Should special assistance be required to participate in this meeting, please contact the District office by phone (805-968-2617) or email (info@goletawest.org).

1. CALL TO ORDER

2. ROLL CALL

Members: Directors Geyer, Thomas, Turenchalk, Zhu, Rosen

3. APPROVE THE ORDER OF THE AGENDA

4. PUBLIC COMMENT

The public may address the Board for no more than (3) minutes on any issue within the District's jurisdiction which is not on the agenda. No action will be taken on any non-agenda item, except as provided by law.

5. GENERAL MANAGER UPDATES

6. LEGAL COUNSEL UPDATES

7. CONSENT CALENDAR

Items on the Consent Calendar are considered to be routine and are normally approved by a single roll call vote of the Board. Matters listed on the Consent Calendar will be read only on the request of a member of the Board or the public, in which event, at the discretion of the President or a majority vote of the Board, the matter shall be removed from the Consent Calendar and considered as a separate item at the end of the Discussion-Action Agenda items. Members of the public may speak on any item listed on the Consent Calendar.

**a. APPROVAL OF THE MINUTES FOR THE REGULAR BOARD MEETING OF
MAY 19, 2026**

The Board will consider approval of the minutes for the Regular Board Meeting of

May 19, 2026.

b. RECEIVE AND FILE GENERAL MANAGER'S OPERATIONS REPORT FOR THE REGULAR BOARD MEETING OF MAY 19, 2026

The Board will consider receiving and filing the General Manager's Operations Report for the Regular Board Meeting of May 19, 2026.

c. RECEIVE AND FILE ALLOWANCE OF CLAIMS FOR THE REGULAR BOARD MEETING OF MAY 19, 2026

The Board will consider receiving and filing the Allowance of Claims for the Regular Board Meeting of May 19, 2026.

d. CONSIDERATION OF THE APRIL 2026 MONTHLY FINANCIAL REPORT

The Board will consider the April 2026 Monthly Financial Report and direct staff to receive and file said report.

DISCUSSION-ACTION ITEMS

The Board will consider and may take action on the following items.

8. DECLARE 2012 ELGIN CROSSWIND STREET SWEEPER AS OBSOLETE PERSONAL PROPERTY

The Board will consider authorizing the disposal of the 2012 Elgin Crosswind Street Sweeper by public auction.

9. CONSIDERATION OF REVISIONS TO THE PERSONNEL POLICY/EMPLOYEE HANDBOOK TO INCREASE THE COMPENSATORY TIME (COMP) ACCRUAL CAP

The Board will consider authorizing revisions to the Personnel Policy/Employee Handbook to increase the compensatory time (comp) accrual cap from 18 hours to 40 hours.

10. CONSIDERATION OF ANNUAL COST OF LIVING ADJUSTMENT (COLA) FOR DISTRICT EMPLOYEES

The Board will consider approval of a COLA for District employees and may approve Resolution No. 25-847 adopting a revised Appendix A of the Personnel Policies/Employee Handbook, with an effective date of July 1, 2026.

11. SCHEDULE PUBLIC HEARING FOR PLACING THE SEWER SERVICE CHARGE ON THE COUNTY TAX ROLL FOR FY 2026-2027

The Board will consider directing staff to schedule a public hearing on July 21st, 2026 for placing sewer charges on the Santa Barbara County Tax roll for FY 2026-27.

INFORMATION ITEMS

The following agenda items are intended for Board information only.

12. COMMUNICATIONS

13. REPORTS

- A. Operations Report – May 13, 2026 – May 26, 2026**
- B. Santa Barbara Airport Commission Meeting – May 20, 2026**
- C. Goleta Slough Management Committee Meeting – May 21, 2026**
- D. GWSD Special Personnel Committee Meeting – May 22, 2026**
- E. Santa Barbara County Legislative Program Committee – CANCELLED
June 1, 2026**
- F. Goleta Sanitary District Board Meeting – June 1, 2026**
- G. City of Goleta Council Meeting – May 19, 2026**
- H. Other Reports**

14. FUTURE AGENDA ITEMS

15. ADJOURNMENT

June 2026

June 2026							July 2026						
Su	Mo	Tu	We	Th	Fr	Sa	Su	Mo	Tu	We	Th	Fr	Sa
7	8	9	10	11	12	13	5	6	7	8	9	10	11
14	15	16	17	18	19	20	12	13	14	15	16	17	18
21	22	23	24	25	26	27	19	20	21	22	23	24	25
28	29	30					26	27	28	29	30	31	

SUNDAY	MONDAY	TUESDAY	WEDNESDAY	THURSDAY	FRIDAY	SATURDAY
May 31	Jun 1 10:30am CANCELLED - Santa Barbara County Legislative Program 6:30pm GSD Board Meeting	2 5:30pm City of Goleta Council Meeting 5:30pm GWSD Regular Board Meeting	3 12:00pm SBCCSDA Executive Board Meeting	4	5	6
7	8	9 5:30pm Goleta Water District Board Meeting	10 7:00pm EMID Board Meeting	11	12 10:30am GWSD Special Engineering Committee Meeting	13
14	15 6:30pm GSD Board Meeting	16 5:30pm City of Goleta Council Meeting	17 6:00pm Santa Barbara Airport Commission Mtg	18	19	20
21	22	23	24	25	26	27
28	29	30	Jul 1	2	3	4

GOLETA WEST SANITARY DISTRICT

JUNE 2, 2026

AGENDA ITEM 7a

**AGENDA TITLE: APPROVAL OF THE MINUTES FOR THE REGULAR
BOARD MEETING OF MAY 19, 2026**

**MINUTES OF THE REGULAR BOARD MEETING
OF THE GOLETA WEST SANITARY DISTRICT
UCSB CAMPUS, PARKING LOT 32, SANTA BARBARA, CALIFORNIA
MAY 19, 2026**

In-person meeting

POSTING OF THE AGENDA

The agenda for this meeting was posted in the display case outside the administrative office of the Goleta West Sanitary District and on the District's website at least 72 hours in advance of this regular meeting.

1. CALL TO ORDER

President Thomas called the meeting to order at 5:30 PM.

2. ROLL CALL: BOARD MEMBERS PRESENT

Margaret Zhu
Craig Geyer
Eva Turenchalk
Robert Thomas
Bill Rosen

BOARD MEMBERS ABSENT

None

STAFF PRESENT

Joseph Hilliard – General Manager
Jena Acos – District Counsel (arrived at 5:31 PM)
Kristyn Lopez – Office Manager

OTHERS PRESENT

Dean Nevins – Director, Goleta Sanitary District

3. APPROVE THE ORDER OF THE AGENDA

No changes were made to the order of the agenda.

4. PUBLIC COMMENT

There was no public comment presented at this time.

5. GENERAL MANAGER UPDATES

General Manager Joseph Hilliard provided a brief report.

6. LEGAL COUNSEL UPDATES

There was no legal updates.

7. **CONSENT CALENDAR**

(26-05-28)

Upon a motion by Director Geyer, seconded by Director Zhu, the Board approved the Consent Calendar, as presented by unanimous vote (5-0).

- a. **APPROVAL OF THE MINUTES FOR THE REGULAR BOARD MEETING OF MAY 5, 2026**
- b. **RECEIVE AND FILE GENERAL MANAGER'S OPERATIONS REPORT FOR THE REGULAR BOARD MEETING OF MAY 5, 2026**
- c. **RECEIVE AND FILE ALLOWANCE OF CLAIMS FOR THE REGULAR BOARD MEETING OF MAY 5, 2026**

DISCUSSION-ACTION ITEMS

8. **PRESENTATION OF REVISED PROPOSAL FROM MISSION AUDIO/VIDEO FOR NEW ADMINISTRATION BUILDING PROJECT NO. 13-04**

(26-05-29)

Jeff Devico of Mission Audio presented the proposal and answered questions from the Board. Public comment was opened, and Dean Nevins provided comments recommending that the Board consider including individual microphones.

Upon a motion by Director Geyer, seconded by Director Turenchalk, the Board approved the revised proposal in the amount of \$100,414.50 and the 3-year Elite Service Plan submitted by Mission Audio/Video for the installation of audiovisual and technical systems in the new boardroom for the Administration Building Project No. 13-04, as presented, by a unanimous vote (5-0).

A brief recess was taken at 6:09 PM. The meeting was reconvened into open session at 6:12 PM.

9. **CONSIDERATION OF RESOLUTIONS ORDERING AN ELECTION AND REQUESTING CONSOLIDATION WITH THE 2026 STATEWIDE ELECTION AND ADOPTING REGULATIONS PERTAINING TO CANDIDATE STATEMENTS**

(26-05-30)

Upon a motion by Director Turenchalk, seconded by Director Geyer, Director Turenchalk withdrew the motion to include edits to both resolutions.

Subsequently, upon a motion by Director Turenchalk, seconded by Director Zhu, the Board adopted Resolution No. 26-845 ordering an election and requesting that the Santa Barbara County Board of Supervisors consolidate the election with the 2026 statewide election occurring on the same date, and Resolution No. 26-846 establishing rules for candidate statements, with edits to both resolutions to include a 400-word limit and references to Elections Code Sections 13307 and 13308, as presented, the motion carried by a vote (4-1), with Director Geyer opposed.

10. CONSIDERATION OF SUPPORT OF SANDPIPER’S APPLICATION TO LAFCO
(26-05-31)

Jena Acos, Legal Counsel, provided an update regarding Sandpiper Golf Club’s application to the Santa Barbara Local Agency Formation Commission (LAFCO) to modify the District’s sphere of influence.

Upon a motion by Director Geyer, seconded by Director Turenchalk, the Board directed staff to continue working with Sandpiper Golf Club regarding the LAFCO application submittal and to return the matter directly to the Board for consideration and possible action upon receipt of the draft out-of-area service agreement, as presented, by unanimous vote (5–0).

INFORMATION ITEMS

None.

11. COMMUNICATIONS

Received.

12. REPORTS

A. Operations Report – April 29, 2026 – May 12, 2026

No Questions.

B. SBCCSDA Chapter Meeting – May 6, 2026

Director Thomas provided a report.

C. GWSD Engineering Committee Meeting – May 12, 2026

Director Thomas provided a report.

D. Goleta Water District Board Meeting – May 12, 2026

Director Turenchalk provided a report.

E. EMID Board Meeting – May 13, 2026

Director Thomas provided a report

F. Goleta Sanitary District Board Meeting – May 18, 2026

Director Geyer provided a report.

G. City of Goleta Council Meeting – May 19, 2026

No report provided.

H. Other Reports

None.

13. FUTURE AGENDA ITEMS

No future agenda items discussed.

14. ADJOURNMENT

There being no further business, President Thomas adjourned the meeting at 6:53 PM.

APPROVED

Kristyn Lopez, Board Clerk Secretary

Robert Thomas, Board President

GOLETA WEST SANITARY DISTRICT

JUNE 2, 2026

AGENDA ITEM 7b

**AGENDA TITLE: RECEIVE AND FILE GENERAL MANAGER'S
OPERATIONS REPORT FOR THE REGULAR BOARD
MEETING OF MAY 19, 2026**

Operations Report

April 29 – May 12, 2026

Administration

Newton Construction & Management (NCM) continues progress on the Phase 2 Administration Building. Concrete work continues for the exterior patio. Framing of interior walls is continuing this week.

We will be attending the City of Goleta Public Works Event on Thursday 5/20/2026.

Staff attended the SAMA meeting in Buellton on 5/13/2026.

The X Broom Sweeper registration has been completed with hands-on training scheduled for 5/19/2026.

The General Manager and Office Manager continue meeting with the interior design team from 19-six Architects.

The Engineering Committee met with consultants from Mission Audio and Visual to discuss the revised proposal for the new administration building board room.

Availability Letters:

- 6867 Trigo Road – ADU
- 6519 Cervantes Road – Tenant Improvement

Fee Estimates were issued for the following projects:

- 6867 Trigo Road – ADU
- 60 Colusa Drive – 75 Units Affordable Housing Complex
- 575 Vereda Del Ciervo – ADU
- 7000 Hollister Avenue, Suite 101 – El Pollo Loco – Tenant Improvement
- 6519 Cervantes Road – Lambda Chi Alpha Fraternity – Tenant Improvement

Permits Issued:

- 7000 Hollister Avenue Suite 101 – El Pollo Loco – Tenant Improvement

Collection System

Staff responded to a private lateral spill at 7283 Alameda Ave. A property managed by Dario Pini.

Staff continue to meet with Mobile-MMS consultants and are close to launching the new maintenance software.

Staff received onboarding with Consibio Flow monitoring demonstration.

Collections operators finished hydro cleaning the Evergreen areas 1,2,3, and 4.

Closed Circuit Television Inspections continue in The Bluffs neighborhood.

Staff continue to inspect the Heritage Ridge Project at Camino Vista, Phase 3 of the Willow Springs Housing Project. Mainline sewer is currently being installed with the intent of dedication to the District upon completion.

Industrial Waste & Environmental Compliance

Staff initiated inspections and sampling at Class II and Class IV pretreatment facilities.

Staff continued ongoing permit development and compliance coordination with Oasis to improve and refine facility operations.

Staff continued routine pretreatment program activities, including data review, reporting, and coordination with permitted industrial users.

Travis Fisher and Ty Smith are continuing the Fats, Oils & Grease (FOG) inspections at food service establishments throughout the District.

Street Sweeping

The District received the new XBroom Street Sweeper from Nescon Industries. Registration is complete.

The street sweeping schedule and holiday makeup dates continue to be published on the District website. The sweeping program remains on schedule and continues to operate safely.

Graffiti: None reported

Abandoned Vehicles: None reported

Miles: 230.7

Hours: 31.6

Water fills: 16

Loads: 8

Maintenance: Routine inspection, maintenance, and replacement of worn or failed parts on the street sweepers were performed per scheduled or as needed.

Table of Treatment Capacity at the GSD Regional Wastewater Treatment Plant

GWSD Average Daily Flow	March 2026	2.1976 MGD; 44.2974 %
	April 2026	2.2921 MGD; 44.0418 %



Sewer Operations Cleaning Summary from April 29, 2026 to May 12, 2026

Your environmental partner since 1954

Descriptor	Quantity
Feet Cleaned	
Hydroclean	11,301 ft.
Hydroflush	5,681 ft.
Hot Spot	4,422 ft.
Root Cutting	3,023 ft.
	<hr/>
	24,427 ft.
Lines Cleaned	
Hydroclean	47 lines
Hot Spot	18 lines
Hydroflush	16 lines
Root Cutting	10 lines
	<hr/>
	91 lines
Other Work Orders	
CCTV Work Order	8 Work Orders
	<hr/>
	8 Work Orders

GOLETA WEST SANITARY DISTRICT

JUNE 2, 2026

AGENDA ITEM 7c

**AGENDA TITLE: RECEIVE AND FILE ALLOWANCE OF CLAIMS FOR
THE REGULAR BOARD MEETING OF MAY 19, 2026**

Goleta West Sanitary District

Allowance of Claims

04/29/26 - 05/12/26

Rev_n

Vendor ID	Vendor Name	Transaction Description	Check Date	Document Amount
19SIX001	19six Architects	Construction Services	5/7/2026	13,387.50
ADP01	ADP Inc	Payroll Fees	5/8/2026	848.74
BAR01	Bartlett Pringle & Wolf LLC	Accounting, IT, & Audit	5/7/2026	22,951.50
CA0001	California Air Resources Board	Vehicle Inspection	5/5/2026	128.52
CAL03	Public Health Employees HEALTH	Health Insurance	5/11/2026	28,575.66
CAL12	CalPERS Public Employee's Retirement System	CalPERS Retir Contr	4/30/2026	2,424.07
CAL12	CalPERS Public Employee's Retirement System	CalPERS Retir Contr	4/30/2026	7,659.72
CITIG06	Channel Islands Technology Integrators' Group	Computer Services	5/7/2026	1,887.77
DAL01	Dal Pozzo Tire Corp	Vehicle Parts	5/7/2026	1,124.13
FGL01	FGL Environmental	Spill Sampling	5/7/2026	5,849.00
GOL001	Goleta Valley Paint	Paint Supplies	5/7/2026	428.71
GRA03	Grainger	Vehicle Parts	5/7/2026	66.51
HAA01	Haaker Equipment Company	Vehicle Parts	5/7/2026	111.75
HOM01	Home Depot Credit Svcs	Office Supplies	5/7/2026	29.87
JAR001	JarvisFay	First Aid Kit	5/7/2026	3,407.00
LAR01	Larry's Auto Parts	Vehicle Parts	5/7/2026	295.86
MAR01'	Marborg Industries	Roll-off Waste	5/7/2026	2,077.96
MIS01	Mission Linen Supply	Uniforms and Towels	5/7/2026	2,279.35
MNS01	MNS Engineers Inc	Force Main Assessment	5/7/2026	8,707.50
NTN01	Newton Construction	Construction Services	5/4/2026	406,194.94
NTN01	Newton Construction	Construction Services	5/7/2026	356,537.27
REL01	Reliance Standard Life Insurance	May 2026 Premiums	5/7/2026	908.49
SAN01	San Luis Powerhouse	Annual Service	5/7/2026	3,822.03
SIL001	Silver State Commercial Refrigeration, LLC	HVAC Repairs	5/7/2026	169.02
SOC01	So Cal Pest Control	Rodent Station	5/7/2026	115.00
SOU02	Southern California Edison Co	Electricity	5/6/2026	7,048.15
SPE01	Specialty Tool And Bolt	Vehicle Parts	5/7/2026	160.45
UND01	Underground Service Alert	Digi Alerts	5/7/2026	117.50
UND01	Underground Service Alert	Digi Alerts	5/7/2026	34.55
WEX01	WEX Bank	Credit Card	5/5/2026	4,233.21
ZWO01	ZWORLD GIS	District GIS Support	5/7/2026	4,400.00

Total Services & Supplies

\$

885,981.73

Payroll - (1) Pay Dates

\$

57,740.58

Total Allowance of Claims

\$ 943,722.31

GOLETA WEST SANITARY DISTRICT
JUNE 2, 2026
AGENDA ITEM 7d

AGENDA TITLE: CONSIDERATION OF THE APRIL 2026 MONTHLY FINANCIAL REPORT

SUMMARY DESCRIPTION:

Bartlett, Pringle & Wolf, LLP (BPW) generated the Monthly Financial Report from Acumatica for April 2026 which includes the Balance Sheet as of April 30, 2026, the Statement of Revenues and Expenses for the month ending April 30, 2026. Also included is a summary of the District's Cash and Investments by Fund for the month of April 2026. The Board will consider the April 2026 Monthly Financial Report and may direct staff to accept and file said report.

SUPPLEMENTARY MATERIAL:

Internal Financials Memo (April 2026)

Statement of Revenues and Expenses (April 2026)

Balance Sheet (April 2026)

Cash and Investments by Fund (April 2026)



BARTLETT,
PRINGLE &
WOLF, LLP

Memo

To: Goleta West Sanitary District Board of Directors

Re: April 2026 District Financial Statements

Date: June 2, 2026

The District's financial statements for April 2026 are attached which include the Balance Sheet as of April 30, 2026, the Statement of Revenues and Expenses for the month ending April 30, 2026, and a summary of the District's Cash and Investments by Fund for the month of April 2026.

Balance Sheet:

- The District's total assets at April 30, 2026 are \$100,510,795 which represents an increase of approximately \$6.1M from the end of the prior fiscal year, due to increases in cash and cash equivalents (\$1.7), capital assets (\$3.5M) driven by continued construction on Phase II of the District's building project and the purchase of a new street sweeper, capacity rights (\$1.3M) paid to GSD and deposits (\$29K) for a road pavement project pending final settlement of the cost.
- Total liabilities are \$17,917,902 at April 30, 2026 which is a decrease of approximately \$1.5M from the end of the prior fiscal year. This decrease was a result of principal payments made on the District's long term debt (\$536K), payment of the related accrued interest (\$224K), recognition of 25/26 revenues which were unearned at year end (\$238K) and a decrease in accounts payable related to timing of vendor invoice payments (\$517K).
- The net position impact of the changes in total assets and liabilities noted above is a fiscal year-to-date increase of \$7,610,613 for a total net position of \$83,295,085 at April 30, 2026.

Statement of Revenues and Expenses:

- The District's total revenues for the month ending April 30, 2026 were \$4,748,325, and current fiscal year-to-date revenues were \$14,621,023, which is higher than the prior fiscal year-to-date period by approximately \$6.8M. This large variance in the current year-to-date revenues is due to the receipt of \$3.2M in sewer user fees and \$1.4M in property taxes from the County of Santa Barbara in April 2026. In 2025, no significant amounts were received in April and were instead received in May 2025. Additionally, connection fees were higher in the current year by \$1.4M, primarily driven by the Heritage Ridge development fees.
- Total expenses for the month ending April 30, 2026 were \$659,337, and current fiscal year-to-date expenses were \$7,010,409 which is an increase of \$497K compared to prior fiscal year-to-date. This increase was due to multiple factors including increases in salaries and employee benefits (\$411K), repairs and maintenance expenses (\$161K), and treatment expenses (\$426K). These increases were partially offset by decreases related to timing and classification of environmental remediation expenses (\$530K), and professional services for finance and accounting (\$107K).

- In comparison to budgeted amounts, revenues were higher than year-to-date budgeted amounts by \$6,244,019 primarily due to significant connection fees which were not budgeted for in 25/26, as well as higher than expected receipts of sewer user fees and property taxes as noted above. Expenses were over budget by \$236,911 related to higher than budgeted treatment expenses (\$134K), and timing and classification of environmental remediation expenses during the ten months ended April 30, 2026 (\$387K). These were partially offset by lower than expected repairs and maintenance costs (158K), contractual services (\$203K), and miscellaneous expenses (\$166K).

GOLETA WEST SANITARY DISTRICT
STATEMENT OF REVENUES AND EXPENSES
For the Period Ended April 30, 2026

	Current Month	Current YTD Actual	Prior YTD Actual	Variance from Prior	Current YTD Budget	Variance from Budget
Revenues						
Sanitation Services	\$ 3,243,293	\$ 8,160,878	\$ 4,013,222	\$ 4,147,656	\$ 4,575,000	\$ 3,585,878
Miscellaneous Permits	492	37,150	133,067	(95,917)	50,000	(12,850)
Plan Check Fees	552	33,557	3,680	29,877	5,833	27,724
Property Tax Revenue	1,405,631	3,816,579	2,359,288	1,457,292	2,408,000	1,408,579
Homeowners Property Tax Relief	-	6,439	6,542	(103)	7,280	(841)
Connection Fees	8,120	1,445,037	(2,489)	1,447,526	83,333	1,361,703
Inspection Fees	930	50,883	4,787	46,096	10,000	40,883
Other Services	-	237,557	211,730	25,827	237,557	-
Miscellaneous Revenue	-	273	3,258	(2,984)	-	273
Interest Income	89,307	834,154	1,031,798	(197,644)	1,000,000	(165,846)
Unrealized Gain/Loss Investments	-	(1,483)	4,281	(5,765)	-	(1,483)
Total Revenues	4,748,325	14,621,023	7,769,163	6,851,859	8,377,004	6,244,019
Expenses						
Salaries and Employee Benefits	200,022	1,791,845	1,381,129	410,716	1,670,250	121,595
Insurance	908	128,467	104,925	23,541	104,333	24,133
Vehicle Repairs & Maintenance	2,027	28,360	69,260	(40,901)	57,583	(29,224)
Repairs & Maintenance	7,607	207,002	45,843	161,159	365,417	(158,415)
Professional Services- Financial/Acctg	-	187,335	293,914	(106,579)	115,833	71,501
Professional Services- Legal	30,974	462,455	454,639	7,816	533,333	(70,879)
Professional Services- Engineering	-	1,710	7,600	(5,890)	18,750	(17,040)
Professional Services - Computer	6,004	92,270	69,845	22,425	54,167	38,104
Professional Services - Other	1,250	126,206	128,040	(1,834)	35,000	91,206
Contractual Services	3,327	33,688	42,277	(8,589)	236,667	(202,978)
Licenses & Taxes	-	9,266	9,467	(201)	24,167	(14,901)
Office Expense	283	9,872	2,534	7,338	12,500	(2,628)
Memberships	2,500	45,290	22,556	22,734	28,583	16,706
Miscellaneous Expense	206	891	-	891	166,667	(165,776)
Field & Pump Station Supplies	2,094	4,115	2,967	1,148	1,833	2,282
Training, Mtgs, Materials & Travel	-	9,910	19,556	(9,646)	20,750	(10,841)
Gasoline-Oil-Fuel	-	21,778	12,568	9,210	35,833	(14,055)
Utilities	11,641	148,659	127,614	21,044	170,250	(21,591)
Other Charges	1,304	56,784	6,164	50,620	5,000	51,784
Treatment	331,204	2,843,648	2,417,677	425,971	2,710,000	133,648
Administration Fees	19,872	170,619	145,016	25,603	162,600	8,019
County Administrative Fee	28,194	28,194	6,561	21,633	26,667	1,528
Environmental Remediation Exp	9,918	386,759	917,088	(530,329)	-	386,759
Interest Expenses	-	215,288	226,558	(11,269)	217,315	(2,027)
Total Expenses, Excluding Depr/Amort	659,337	7,010,409	6,513,798	496,611	6,773,498	236,911
Total Expenses	659,337	7,010,409	6,513,798	496,611	6,773,498	236,911
Net Income (Loss)	\$ 4,088,988	\$ 7,610,613	\$ 1,255,365	\$ 6,355,248	\$ 1,603,505	\$ 6,007,108

GOLETA WEST SANITARY DISTRICT
BALANCE SHEET
As of April 30, 2026

	<u>Current Month YTD</u>	<u>Beginning of the Year</u>
<u>ASSETS</u>		
Current Assets		
Cash and Cash Equivalents	\$ 31,296,373	\$ 29,554,089
Accounts Receivable	67,943	432,300
Interest Receivable	-	29,965
Other Receivables	6,132	64,901
Total Current Assets	31,370,447	30,081,255
Capital Assets & Capacity Rights		
Structures and Improvements	7,923,807	7,923,807
Infrastructure	52,392,890	52,365,554
Equipment	2,390,626	1,972,244
Office Equipment & Furniture	270,803	259,698
Construction in Progress	3,574,948	575,252
Total Capital Assets	66,553,074	63,096,556
Accumulated Depreciation	(21,811,569)	(21,811,569)
Net Capital Assets	44,741,505	41,284,988
Intangible Assets - Capacity Rights	37,380,397	36,042,030
Accumulated Amortization	(15,836,528)	(15,836,528)
Net Capacity Rights	21,543,870	20,205,502
Subscription Based IT Assets	372,344	372,344
Accumulated Amortization	(15,354)	(15,354)
Net Subscription Based IT Assets	356,990	356,990
Deposits	28,578	-
Net OPEB Asset	1,163,049	1,163,049
Pension Stabiliation Fund PARS	1,667,818	1,667,818
Total Assets	100,872,257	94,759,602
<u>DEFERRED OUTFLOWS OF RESOURCES</u>		
Deferred pensions	563,210	563,210
Deferred OPEB	75,328	75,328
Total Deferred Outflows of Resources	638,538	638,538
Total Assets and Deferred Outflows	\$ 101,510,795	\$ 95,398,140

GOLETA WEST SANITARY DISTRICT
BALANCE SHEET
As of April 30, 2026

	<u>Current Month YTD</u>	<u>Beginning of the Year</u>
<u>LIABILITIES</u>		
Accounts Payable	\$ 1,534,241	\$ 2,051,112
Compensated Absenses	307,583	307,583
Accrued Interest	-	224,113
Accrued Payroll	73,718	57,136
Unearned Revenue	-	237,557
Long Term Debt - Truist Governmental Finance	12,148,000	12,684,000
Net Pension Liability	1,846,932	1,846,932
Subscription Liabilities (SBITA's)	246,282	246,282
Environmental Remediation Obligation	1,761,145	1,761,145
Total Liabilities	<u>17,917,902</u>	<u>19,415,860</u>
<u>DEFERRED INFLOWS OF RESOURCES</u>		
Deferred Inflows - Pension	55,963	55,963
Deferred Inflows - OPEB	241,845	241,845
Total Deferred Inflows of Resources	<u>297,808</u>	<u>297,808</u>
<u>NET POSITION</u>		
Net Income	7,610,613	2,605,356
Beginning Net Position	75,684,471	73,079,115
Total Net Position	<u>83,295,085</u>	<u>75,684,471</u>
Total Liabilities, Deferred Inflows, and Net Position	<u>\$ 101,510,795</u>	<u>\$ 95,398,140</u>

Goleta West Sanitary District
Cash and Investments by Fund
April 30, 2026

		Beg. Bal.	Disbursements	Receipts	Transfers	Balance	Interest Received	Unrealized Gain/Loss	End. Bal.
4900	Unreserved	2,509,519.97	(1,323,457.28)	3,268,699.80		4,454,762.49	12,748.46	-	4,467,510.95
4910	County - Prop. Taxes	8,929,273.03	(29,058.86)	1,405,630.68		10,305,844.85	29,492.84	-	10,335,337.69
4930	Operating Reserve	3,802,679.55	-	-		3,802,679.55	10,882.35	-	3,813,561.90
4932	Collec Sys/Plnt Upgrade	2,537,420.69	(24,793.75)	941,920.00		3,454,546.94	9,886.08	-	3,464,433.02
4935	Plant Replacement	1,452,068.85	(55,600.64)	-		1,396,468.21	3,996.35	-	1,400,464.57
4960	Equipment/Vehicle Repl.	757,557.54	-	-		757,557.54	2,167.95	-	759,725.49
4965	Bldg. Replac.	7,389,244.32	(354,038.27)	-		7,035,206.05	20,133.06	-	7,055,339.11
Total Cash & Equivalents		27,377,763.95	(1,786,948.80)	5,616,250.48	-	31,207,065.63	89,307.09	-	31,296,372.72

GOLETA WEST SANITARY DISTRICT
JUNE 2, 2026
AGENDA ITEM 8

AGENDA TITLE: DECLARE 2012 ELGIN CROSSWIND STREET SWEEPER AS OBSOLETE PERSONAL PROPERTY

SUMMARY DESCRIPTION:

The Board will consider authorizing the disposal of the District's 2012 Elgin Crosswind Street Sweeper through public auction. At the January 6, 2026 Board meeting, the Board approved the purchase of a new XBroom Street Sweeper to replace the existing Elgin Crosswind Street Sweeper.

Resolution No. 611, Relating to Disposition of the District's Obsolete Personal Property, requires Board authorization for the disposal of obsolete personal property valued at \$2,500 or more. Staff recommends that the Board authorize disposal of the 2012 Elgin Crosswind Street Sweeper through the customary process of public auction.

This process is also consistent with Board Policy Handbook Section 23.3.4, "Public Auction," which states that obsolete personal property may be sold at auction and, when appropriate, an experienced auctioneer should be utilized to conduct the sale and assist with preparation for the auction.

SUPPLEMENTARY MATERIAL

None

GOLETA WEST SANITARY DISTRICT

JUNE 2, 2026

AGENDA ITEM 9

AGENDA TITLE: CONSIDERATION OF REVISIONS TO THE PERSONNEL POLICY/EMPLOYEE HANDBOOK TO INCREASE THE COMPENSATORY TIME (COMP) ACCRUAL CAP

SUMMARY DESCRIPTION:

The Board will consider authorizing revisions to the Personnel Policy/Employee Handbook to increase the compensatory time (comp) accrual cap from 18 hours to 40 hours.

DISCUSSION:

The Personnel Committee met on May 22, 2026, to review and discuss proposed revisions to the Personnel Policy/Employee Handbook related to compensatory time accrual limits. Following discussion, the Personnel Committee recommends that the Board approve increasing the compensatory time (comp) accrual cap from 18 hours to 40 hours.

The proposed revision would allow employees the opportunity to maintain a modest compensatory time balance that may be cashed out annually in limited amounts, rather than requiring employees to utilize additional leave time away from work. Staff does not anticipate a significant financial impact to the District, as compensatory time balances are expected to remain relatively small and manageable.

Additionally, the District has experienced staff growth in recent years, providing greater operational capacity and scheduling flexibility to support a higher compensatory time accrual cap. Staff believe the proposed increase is consistent with industry standards and comparable practices among similar special districts and public agencies.

SUPPLEMENTARY MATERIAL:

Personnel Policy/Employee Handbook Redline Draft

4.4 SALARY RANGE / COST OF LIVING ADJUSTMENTS

The Board of Directors shall consider cost-of-living pay adjustments from time to time. The award of any pay adjustment is at the discretion of the Board, taking into account such pertinent factors as the District's financial status and the rise in the Consumer Price Index, All Urban Consumers, Los Angeles-Long Beach-Anaheim (March to March). Temporary and part-time employees are not eligible for such increases.

Salary range adjustments are to be distinguished from other salary increases, as they are not intended to give recognition to length and quality of service. The salary rate of an employee whose salary range is adjusted will be adjusted to the same relative position in the revised salary range.

4.5 PARTIAL PAY

Salaries for employees working less than a complete schedule in a part time capacity shall be computed by multiplying the number of hours actually worked during the pay period by their hourly pay rate.

4.6 OVERTIME

4.6.1 AUTHORIZATION

All overtime must be authorized by the employee's supervisor, except overtime worked while on stand-by or emergency duty. All overtime must be recorded on the employee's timecard. Working overtime without authorization or not accurately recording overtime worked on the employee's timecard may subject the employee to disciplinary action.

4.6.2 OVERTIME COMPENSATION

Overtime is calculated in 6-minute increments. Compensation for overtime is paid at the rate of one and one-half (1½) hours for each hour of time worked. Only with a supervisor's prior approval, the employee may elect compensatory time off, in lieu of overtime compensation, at the rate of one and one-half (1½) hours of compensatory time off for each hour of overtime worked, up to a maximum accrual of ~~40~~ hours of compensatory time. All requests for compensatory time off in lieu of overtime must be made by the employee, in writing, before the performance of the work.

4.6.3 USE OF COMPENSATORY TIME OFF

Compensatory time off can be taken only with the supervisor's approval and must be used within three (3) months of being earned. Compensatory time off not used within three (3) months of being earned shall be paid out to the employee at their ~~regular~~ rate of pay. Compensatory time off shall be used before vacation time is used.

4.6.4 ANNUAL COMPENSATORY TIME CASH OUT

Employees may elect to cash out accrued compensatory time once per calendar year, up to a maximum of forty (40) hours. Requests for compensatory time cash-outs must be submitted in writing and are subject to supervisor approval and payroll processing deadlines. Approved compensatory time cash-outs will be paid at the employee's regular rate of pay at the time of payment.

4.6.4.6.5 COMPENSATION FOR OVERTIME AT TERMINATION

Any employee who terminates employment shall be paid at their then ~~regular~~ salary rate for all accrued overtime and compensatory time.

4.7 HEALTH INSURANCE BENEFITS

The District provides eligible probationary and regular full-time and part-time employees health

Formatted: Not Small caps

Formatted: List Paragraph, Left, Line spacing: Exactly 12.6 pt, Tab stops: 1.25", Left

GOLETA WEST SANITARY DISTRICT

JUNE 2, 2026

AGENDA ITEM 10

**AGENDA TITLE: CONSIDERATION OF ANNUAL COST OF LIVING
ADJUSTMENT (COLA) FOR DISTRICT EMPLOYEES**

SUMMARY DESCRIPTION:

The Board will consider approval of a COLA for District employees and may approve Resolution No. 26-847 adopting a revised Appendix A of the Personnel Policies/Employee Handbook, with an effective date of July 1, 2026.

DISCUSSION:

The Personnel Committee met on May 22, 2026 to review and discuss data provided by the US Bureau of Labor Statistics and the Consumer Price Index (CPI). The Personnel Committee is recommending that the Board approve a 3.5% cost-of-living increase for all eligible District staff.

SUPPLEMENTARY MATERIAL:

US Bureau of Labor Statistics CPI, Los Angeles-Long Beach-Anaheim, March 2026
May 22, 2026 Memorandum to the Personnel Committee
GWSD COLA History
Appendix A RedlineDraft
Resolution No. 26-847



Western Information Office

Go

[Western Home](#)

[Western Geography ▾](#)

[Western Subjects ▾](#)

[Western Archives ▾](#)

[Contact Western](#)

News Release Information

26-738-SAN
Tuesday, May 12, 2026

Contacts

Technical information:
(415) 625-2270
BLInfoSF@bls.gov
www.bls.gov/regions/west

Media contact:
(415) 625-2270

Related Links

[CPI historical databases](#)

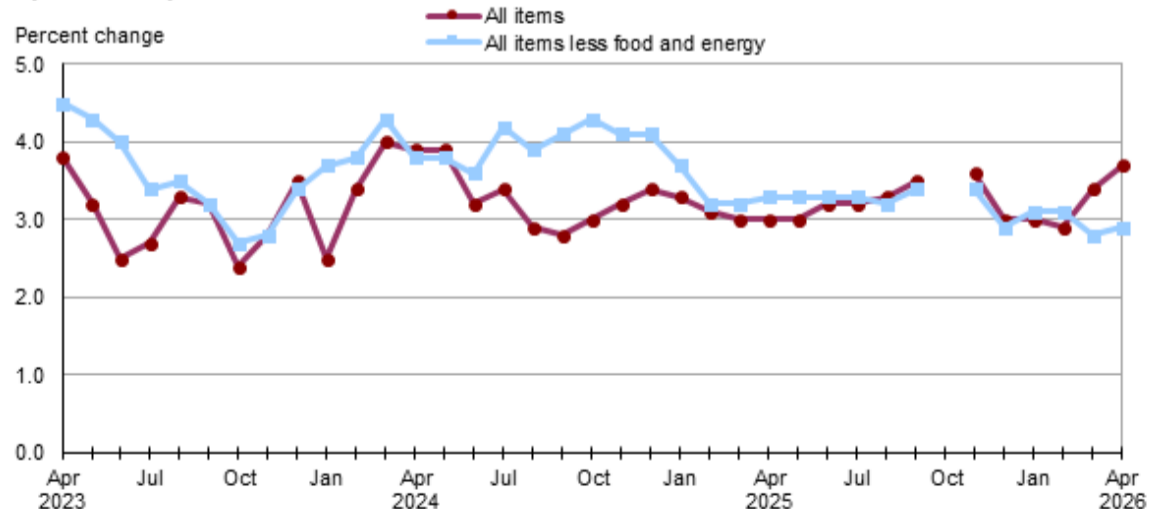
Consumer Price Index, Los Angeles area — April 2026

Area prices were up 0.8 percent over the past month, up 3.7 percent from a year ago

The Consumer Price Index for All Urban Consumers (CPI-U) for Los Angeles-Long Beach-Anaheim advanced 0.8 percent in April, the U.S. Bureau of Labor Statistics (BLS) reported today. Regional Commissioner Chris Rosenlund noted that the energy index increased 4.7 percent. The food index rose 0.7 percent, and the index for all items less food and energy rose 0.5 percent. (Data in this report are not seasonally adjusted. Accordingly, month-to-month changes may reflect seasonal influences.)

The Los Angeles area all items CPI-U advanced 3.7 percent for the 12 months ending in April. The index for all items less food and energy increased 2.9 percent over the year. Food prices increased 3.3 percent. Energy prices rose 14.7 percent.

Chart 1. Over-the-year percent change in CPI-U, Los Angeles-Long Beach-Anaheim, CA, April 2023–April 2026



Note: The October 2025 data values are not available due to the 2025 lapse in appropriations.
Source: U.S. Bureau of Labor Statistics.

[View Chart Data](#)

Food

Food prices advanced 0.7 percent for the month of April. Prices for food at home (grocery store purchases) advanced 1.0 percent, with higher prices in 3 of the 6 major grocery store food groups. Prices for food away from home (restaurant, cafeteria, and vending purchases) increased 0.4 percent for the same period.

Food prices increased 3.3 percent over the year. Prices for food at home increased 4.3 percent, with higher prices in 4 of the 6 major grocery store food groups. Prices for food away from home increased 2.0 percent.

Energy

The energy index rose 4.7 percent over the month. Gasoline prices increased 8.3 percent.

Energy prices rose 14.7 percent over the year. Gasoline prices rose 24.5 percent.

All items less food and energy

The index for all items less food and energy increased 0.5 percent in April. Among the index's components, prices were higher for other goods and services (+5.8 percent) and shelter (+0.6 percent). In contrast, prices were lower for apparel (-2.1 percent).

The index for all items less food and energy increased 2.9 percent over the year. Components contributing to the increase included other goods and services (+10.1 percent) and shelter (+2.9 percent). In contrast, prices were lower for recreation (-2.7 percent) and education and communication (-1.1 percent).

Table A. Los Angeles-Long Beach-Anaheim, CA, CPI-U 1-month and 12-month percent changes, all items index, not seasonally adjusted

Month	2022		2023		2024		2025		2026	
	1-month	12-month	1-month	12-month	1-month	12-month	1-month	12-month	1-month	12-month
January	1.1	7.5	1.9	5.8	1.0	2.5	0.9	3.3	0.9	3.0
February	0.3	7.4	-0.3	5.1	0.5	3.4	0.3	3.1	0.2	2.9
March	1.5	8.5	0.1	3.7	0.7	4.0	0.7	3.0	1.1	3.4
April	0.5	7.9	0.7	3.8	0.6	3.9	0.6	3.0	0.8	3.7
May	0.8	8.0	0.1	3.2	0.1	3.9	0.1	3.0		
June	1.1	8.6	0.5	2.5	-0.2	3.2	0.0	3.2		
July	-0.2	7.7	0.0	2.7	0.2	3.4	0.2	3.2		
August	0.1	7.6	0.7	3.3	0.1	2.9	0.3	3.3		
September	0.5	7.8	0.3	3.2	0.2	2.8	0.4	3.5		
October	0.6	7.5	-0.1	2.4	0.0	3.0	-	-		
November	-0.8	6.0	-0.4	2.8	-0.2	3.2	-	3.6		
December	-0.6	4.9	0.0	3.5	0.2	3.4	-0.3	3.0		

Note: The October 2025 data values are not available due to the 2025 lapse in appropriations

The May 2026 Consumer Price Index for the Los Angeles area is scheduled to be released on June 10, 2026.

Rebasing of Selected Consumer Price Index Series

Effective with this release, several CPI series were rebased to December 2024 = 100. When new base years are introduced, BLS recalculates each index back to the beginning of that series to ensure continuity. A complete list of indexes that were rebased is available at www.bls.gov/cpi/additional-resources/rebased-series.htm

Technical Note

The [Consumer Price Index](#) (CPI) is a measure of the average change in prices over time in a fixed market basket of goods and services. The Consumer Price Index for Los Angeles is published monthly. The set of components and sub-aggregates published for regional and metropolitan indexes is more limited than at the U.S. city average level; these indexes are byproducts of the national CPI program. Each local index has a much smaller sample size than the national or regional indexes and is, therefore, subject to substantially more sampling and other measurement error. As a result, local-area indexes are more volatile than the national or regional indexes. In addition, local indexes are not adjusted for seasonal influences. **NOTE: Area indexes do not measure differences in the level of prices between cities; they only measure the average change in prices for each area since the base period.**



A full all-items data series history for the original index value and for 1-month, 2-month, 3-month, 6-month, and 12-month percent changes can be accessed via BLS data query tools. A direct link to the all-items series is provided in Table 1 of this release under historical data.

The Los Angeles-Long Beach-Anaheim, CA Core Based Statistical Area includes Los Angeles and Orange Counties in California.

Refer to the national [CPI news release technical note](#) or the [Handbook of Methods](#) for more information.

If you are deaf, hard of hearing, or have a speech disability, please dial 7-1-1 to access telecommunications relay services.

Table 1. Los Angeles-Long Beach-Anaheim, CA, CPI-U by expenditure category for April 2026, not seasonally adjusted (1982-84=100 unless otherwise noted)

Expenditure category	Indexes				Percent change from -		
	Historical data	Feb. 2026	Mar. 2026	Apr. 2026	Apr. 2025	Feb. 2026	Mar. 2026
All items		348.361	352.221	355.166	3.7	2.0	0.8
All items (1967=100)		1,029.213	1,040.617	1,049.319			

Footnotes

- (1) Indexes on a December 1977=100 base.
- (2) Indexes on a December 1982=100 base.
- (3) Indexes on a December 1997=100 base.
- (4) Special index based on a substantially smaller sample.
- (5) Indexes on a December 1993=100 base.
- (6) Indexes on a December 2024=100 base.













- Data not available.

NOTE: Index applies to a month as a whole, not to any specific date.

Expenditure category	Indexes				Percent change from -		
	Historical data	Feb. 2026	Mar. 2026	Apr. 2026	Apr. 2025	Feb. 2026	Mar. 2026
Food and beverages		357.645	359.170	361.360	3.2	1.0	0.6
Food		360.819	362.276	364.801	3.3	1.1	0.7
Food at home		339.865	341.225	344.495	4.3	1.4	1.0
Cereals and bakery products		355.639	354.662	361.112	4.2	1.5	1.8
Meats, poultry, fish, and eggs		370.040	366.012	369.291	-1.5	-0.2	0.9
Dairy and related products		292.787	294.884	289.919	-5.1	-1.0	-1.7
Fruits and vegetables		443.562	448.589	466.286	11.5	5.1	3.9
Nonalcoholic beverages and beverage materials(1)		334.475	333.019	331.189	3.1	-1.0	-0.5
Other food at home		283.943	289.100	288.679	8.1	1.7	-0.1
Food away from home		378.545	380.092	381.447	2.0	0.8	0.4
Alcoholic beverages		287.493	290.140	286.359	0.1	-0.4	-1.3
Housing		404.146	404.174	405.989	2.8	0.5	0.4
Shelter		465.384	465.589	468.367	2.9	0.6	0.6
Rent of primary residence		493.909	494.377	495.716	2.9	0.4	0.3
Owners' equiv. rent of residences(2)		485.272	484.734	486.876	3.0	0.3	0.4
Owners' equiv. rent of primary residence(2)		485.244	484.706	486.848	3.0	0.3	0.4
Household furnishings and operations		130.062	130.677	130.715	1.9	0.5	0.0
Apparel		127.522	129.096	126.346	1.7	-0.9	-2.1
Transportation		280.576	300.827	308.454	10.5	9.9	2.5
Private transportation		283.490	301.715	309.274	9.0	9.1	2.5
New and used motor vehicles(3)		107.875	108.095	108.420	-1.1	0.5	0.3
New vehicles(1)		193.305	193.510	193.624	0.3	0.2	0.1
Used cars and trucks(1)		335.740	336.639	340.192	-3.7	1.3	1.1
Motor fuel		347.839	421.848	457.168	24.8	31.4	8.4
Gasoline (all types)		338.924	410.868	445.027	24.5	31.3	8.3
Gasoline, unleaded regular(4)		338.676	411.888	446.495	24.8	31.8	8.4
Gasoline, unleaded midgrade(4)(5)		325.393	391.866	424.074	24.0	30.3	8.2
Gasoline, unleaded premium(4)		327.925	393.066	424.504	23.4	29.5	8.0
Medical care		620.441	620.137	620.474	1.8	0.0	0.1
Recreation(3)		124.254	122.050	122.027	-2.7	-1.8	0.0
Education and communication(3)		156.594	157.565	157.543	-1.1	0.6	0.0
Tuition, other school fees, and child care(6)		104.145	104.579	104.580	3.1	0.4	0.0
Other goods and services		570.463	569.290	602.095	10.1	5.5	5.8
Footnotes							
(1) Indexes on a December 1977=100 base.							
(2) Indexes on a December 1982=100 base.							
(3) Indexes on a December 1997=100 base.							
(4) Special index based on a substantially smaller sample.							
(5) Indexes on a December 1993=100 base.							
(6) Indexes on a December 2024=100 base.							
- Data not available.							
NOTE: Index applies to a month as a whole, not to any specific date.							

Table 2. Los Angeles-Long Beach-Anaheim, CA, CPI-U by special aggregate index for April 2026, not seasonally adjusted (1982-84=100 unless otherwise noted)

Special aggregate index	Indexes				Percent change from -		
	Historical data	Feb. 2026	Mar. 2026	Apr. 2026	Apr. 2025	Feb. 2026	Mar. 2026
All items		348.361	352.221	355.166	3.7	2.0	0.8
Food		360.819	362.276	364.801	3.3	1.1	0.7
Energy		388.145	433.683	454.252	14.7	17.0	4.7
All items less food and energy		345.916	347.477	349.352	2.9	1.0	0.5
All items less energy		348.011	349.555	351.528	2.9	1.0	0.6
Footnotes							
(1) Indexes on a December 1982=100 base.							
- Data not available.							
NOTE: Index applies to a month as a whole, not to any specific date.							

Special aggregate index	Indexes				Percent change from -		
	Historical data	Feb. 2026	Mar. 2026	Apr. 2026	Apr. 2025	Feb. 2026	Mar. 2026
All items less medical care		336.501	340.525	343.572	3.8	2.1	0.9
All items less shelter		296.306	301.718	304.720	4.2	2.8	1.0
Commodities		223.491	229.010	232.025	4.5	3.8	1.3
Commodities less food		164.180	171.162	174.298	5.7	6.2	1.8
Commodities less food & beverages		158.729	165.694	168.933	5.9	6.4	2.0
Durables		97.399	97.551	98.040	0.0	0.7	0.5
Nondurables		293.684	302.713	307.325	5.7	4.6	1.5
Nondurables less food & beverages		227.247	243.677	250.663	9.6	10.3	2.9
Nondurables less food		234.055	250.037	256.579	9.1	9.6	2.6
Services		460.074	462.184	464.968	3.3	1.1	0.6
Services less rent of shelter ⁽¹⁾		465.119	470.066	472.944	3.8	1.7	0.6
Services less medical care services		444.413	446.626	449.576	3.4	1.2	0.7
Footnotes							
(1) Indexes on a December 1982=100 base.							
- Data not available.							
NOTE: Index applies to a month as a whole, not to any specific date.							

Last Modified Date: Tuesday, May 12, 2026

U.S. BUREAU OF LABOR STATISTICS Western Information Office Attn: EA & I, 90 Seventh Street Suite 14-100 San Francisco, CA 94103-6715

Telephone: 415-625-2270_ www.bls.gov/regions/west [Contact Western Region](#)

GOLETA WEST SANITARY DISTRICT MEMORANDUM

Date: May 7, 2026

To: Personnel Committee

From: Kristyn Lopez
Office Manager

Subject: Annual Review of FY 2026-27 COLA – CPI Calculation

In accordance to section 4.4 Salary Range/Cost of Living Adjustments of the GWSD Personnel Policy/Employee Handbook, the Board of Directors shall consider cost-of-living pay adjustments (COLA) from time to time. The award of any pay adjustment is at the discretion of the Board, considering such pertinent factors as the District's financial status and the rise in the Consumer Price Index (CPI), All Urban Consumers, Los Angeles-Long Beach-Anaheim (March to March).

Attached is the applicable CPI Report from the US Bureau of Labor Statistics. Based on this information, the COLA calculation indicates that the cost of living has increased **3.4%** for the March 2025 to March 2026 period. The award of any COLA is at the discretion of the Board of Directors. Any adjustment awarded is typically effective July 1st and would be included in the annual fiscal budget which runs July 1st to June 30th.

Also attached is a COLA History from 1987 to present.

The following Consumer Price Index information reflects the status of the CPI from March 2025 to March 2026. (All Urban Consumers; LA - Long Beach - Anaheim)

<u>March 2025</u>	<u>March 2026</u>
340.648	352.221

Formula for Calculating the Percent Change

Index Point Change

- | | |
|-----------------------------|---------|
| • CPI | 352.221 |
| • Less previous Index | 340.648 |
| • Equals Index point change | 11.573 |

Percent Change

- | | |
|------------------------------------|-----------------|
| • Index point difference | 11.573 |
| • Divided by the previous Index | 340.648 |
| • Equals | 0.0339734 |
| • Change multiplied by one hundred | 0.0339734 x 100 |
| • Equals percent change | 3.39734 |

The calculated COLA for FY 2025-26 is **3.4%** with a recommended effective date of **July 1, 2026.**

SUMMARY OF COST OF LIVING PAY ADJUSTMENTS (COLAS) SINCE 1987

1987	2.5%
1988	2.5%
1989	2.5%
1990	5.0%
1991	5.0%
1992	0.0%
1993	5.0%
1994	2.5%
1995	2.5%
1996	1.1%
1997	0.0%
1998	2.97%
1999	3.1%
2000	2.5%
2001	4.0%
2002	2.0%
2003	4.0%
2004	2.0%
2005	5.0%
2006	5.0%
2007	4.0%
2008	6.0%
2009	N/A (See note below)
2010	2.0%
2011	3.0%
2012	2.0%
2013	1.0%
2014	1.0%
2015	1.0%
2016	2.0%
2017	2.5%
2018	3.8%
2019	3.0%
2020	4.0%
2021	2.5%
2022	8.5%
2023	4.0%
2024	4.5%
2025	3.0%
2026	

*Salary Survey was performed in 2009. Employees' salaries were adjusted to reflect an average of similar positions in the industry and region.

APPENDIX “A”

CLASSIFICATION PLAN/COMPENSATION PLAN

Adopted and Effective as of July 1, March 17,

2026

Revised March 9, June 2, 2026

JOB DESCRIPTIONS

Job descriptions are included in Appendix B, Classification Plan of the Handbook.

SALARY RANGES – BOD APPROVED AS OF MARCH 17, JUNE 2, 2026

Title	#	A	B	C	D	E
Clerk I/Laborer	17 62-5	\$4,986 846	\$5,235 957	\$5,497 309	\$5,775 75	\$6,854 6,060
Operations Technician I	19 40-5	\$5,964 760	\$6,262 048	\$6,575 354	\$6,904 668	\$7,249 002
Clerk II	19 62-5	\$6,084 5,876	\$6,388 470	\$6,707 478	\$7,043 6,802	\$7,395 142
Operations Technician II	20 40-5	\$6,588 363	\$6,917 684	\$7,263 045	\$7,625 366	\$8,008 7,734
Operations Technician III	21 40-5	\$7,277 929	\$7,641 380	\$8,023 7,749	\$8,424 437	\$8,845 543
Engineering Technician	23 127-5	\$8,618 324	\$9,049 8,740	\$9,502 477	\$9,977 636	\$10,476 448
Office Manager	23 127-5	\$8,618 324	\$9,049 8,740	\$9,502 477	\$9,977 636	\$10,476 448
Operations Supervisor	23 40-5	\$8,880 576	\$9,324 005	\$9,790 455	\$10,279 9,28	\$10,793 425
Operations & Maintenance Superintendent		\$15,093 44,583-33	The Board of Directors has adopted this base salary range for the Operations & Maintenance Superintendent classification. Additional terms and benefits are defined in the Operations & Maintenance Superintendent employment contract, available upon request.			
General Manager		\$20,269 19,583-26,924	The Board of Directors has adopted this base salary range for the General Manager classification. Additional terms and benefits are defined in the General Manager's employment contract, available upon request.			

Formatted: Centered

Monthly pay rounded to the nearest whole dollar. Actual pay rate table is in Dollars per hour. (Hourly Pay table below).

HOURLY PAY TABLE:


Title	#	A	B	C	D	E
Clerk I/Laborer	17 62-5	\$28,777 78	\$30,209 47	\$31,710 63	\$33,302 46	\$34,963 77
Operations Technician I	19 40-5	\$34,413 23	\$36,134 89	\$37,936 64	\$39,838 47	\$41,820 39
Clerk II	19 62-5	\$35,103 90	\$36,855 60	\$38,707 38	\$40,633 9,24	\$42,664 21
Operations Technician II	20 40-5	\$38,016 74	\$39,918 46	\$41,900 37	\$44,002 43	\$46,204 58
Operations Technician III	21 40-5	\$41,980 55	\$44,082 58	\$46,294 74	\$48,606 94	\$51,034 9,29
Engineering Technician	23 127-5	\$49,728 02	\$52,210 43	\$54,822 95	\$57,565 59	\$60,445 8,37
Office Manager	23 127-5	\$49,728 02	\$52,210 43	\$54,822 95	\$57,565 59	\$60,445 8,37
Operations Supervisor	23 40-5	\$51,234 9,48	\$53,791 95	\$56,484 55	\$59,307 28	\$62,270 14

Formatted: Condensed by 0.1 pt

STAND-BY PAY

GOLETA WEST SANITARY DISTRICT
PERSONNEL POLICIES/EMPLOYEE HANDBOOK

Employees on stand-by duty will be paid an additional amount equal to 2 hours of the amount shown on the District hourly pay table for the Operations Technician III (Step E) for each day assigned stand-by duty. Employees assigned alternate stand-by duty will be paid this same amount for each day assigned such duty.



MANAGEMENT INCENTIVE PAY

Management employees whose normal duties during regular work hours include the training and supervision of new management employees hired by District may receive an additional stipend in the form of Management Incentive Pay. Such pay shall not exceed \$4,500 per month and is payable up to a maximum of \$27,000 over six months. This compensation is designed to conform to CCR 571. All management compensation is subject to Approval by the Board of Directors.

SERVICE AWARD SALARY INCREASES – FULL-TIME EMPLOYEES

Upon the successful conclusion of the introductory period, full-time employees are eligible for a five percent (5%) service award salary increase, which is automatically applied upon the employee reaching fifteen (15) years of continual service, and again at twenty (20) and twenty-five (25) years, respectively.

SALARY RANGE / COST OF LIVING ADJUSTMENTS

The Board of Directors shall consider cost-of-living pay adjustments from time to time. The award of any pay adjustment is at the discretion of the Board, taking into account such pertinent factors as the District's financial status and the rise in the Consumer Price Index, All Urban Consumers, Los Angeles-Long Beach-Anaheim (March to March). Temporary and part-time employees are not eligible for such increases.

Salary range adjustments are to be distinguished from other salary increases, as they are not intended to give recognition to length and quality of service. The salary rate of an employee whose salary range is adjusted will be adjusted to the same relative position in the revised salary range.

HOLIDAYS

The District observes the following twelve (12) holidays:

- New Year's Day
- Martin Luther King Jr. Day
- Presidents' Day
- Memorial Day
- Independence Day (July 4th)
- Labor Day
- Veterans' Day
- Thanksgiving Day
- Day after Thanksgiving
- Christmas Eve
- Christmas Day
- New Year's Eve Day

HEALTH INSURANCE BENEFITS

The District pays the full cost of an employee's enrollment, including the enrollment of up to three eligible dependents, in a health benefits plan equal in cost to the Blue Shield Access Plus HMO Region 2 Basic Family Rate (Party Rate 3) per month, or the equivalent plan, effective January 1, 2025.

RETIREMENT: VESTED EMPLOYEE CONTRIBUTION

For the current fiscal year, District has elected to continue contributing 100% of the maximum legal contribution amount for Vested Employees with more than five years of service.

RESOLUTION NO. 26-847

**A RESOLUTION OF THE BOARD OF DIRECTORS OF THE GOLETA WEST
SANITARY DISTRICT AMENDING APPENDIX “A” OF THE DISTRICT’S
PERSONNEL POLICY/EMPLOYEE HANDBOOK**

WHEREAS, the Board of Directors of the Goleta West Sanitary District has given general and specific consideration to the various matters contained in the District’s “Personnel Policy/Employee Handbook” (“Handbook”) and

WHEREAS, it was determined by the Board of Directors that various amendments to the Handbook should be made, and

WHEREAS, the Board of Directors of the Goleta West Sanitary District finds that it is in the best interest of the said District to apply a Cost of Living Adjustment to the salary ranges for District employees effective July 1, 2026, and

WHEREAS, the Board of Directors finds that it is in the best interests of the District to adopt an amended Appendix “A” of the Handbook in the form presented to the Board of Directors at this meeting.

NOW, THEREFORE, BE IT RESOLVED AS FOLLOWS:

1. The document attached to the Resolution and marked “Appendix A” shall be and the same is hereby adopted as Appendix A of the “Personnel Policy/Employee Handbook” of the District.
2. This Resolution shall be effective upon adoption.

I HEREBY CERTIFY that the foregoing Resolution was adopted by the Board of Directors of the Goleta West Sanitary District at a meeting thereof held on the 2nd day of June, 2026, by the following vote of the members thereof:

AYES:

NOES:

ABSTAIN:

ABSENT:

Kristyn Lopez, Clerk - Secretary

APPROVED

Robert Thomas, President

GOLETA WEST SANITARY DISTRICT
JUNE 2, 2026
AGENDA ITEM 11

AGENDA TITLE: CONSIDERATION OF RESOLUTION NO. 26-848 ELECTING TO HAVE SEWER SERVICE CHARGES COLLECTED ON THE TAX ROLL FOR FISCAL YEAR 2026-27, DIRECTING THE PREPARATION AND FILING OF A REPORT, FIXING THE TIME AND PLACE FOR HEARING, AND PROVIDING FOR NOTICE THEREOF

SUMMARY DESCRIPTION:

The Board will consider directing staff to schedule a public hearing on July 21st, 2026 for placing sewer service charges on the Santa Barbara County Tax roll for FY 2026-27.

DISCUSSION:

The Board will consider directing the General Manager to schedule a Public Hearing for July 21st, 2026 for placing District Sewer Service Charges on the County Tax Roll for FY 2026-27. The County of Santa Barbara typically requests that the Sewer Service Charges be delivered by the end of July in order to be included on the upcoming fiscal year tax roll. Prior to delivery, the Board must hold a Public Hearing electing to place the Sewer Service Charges on the Santa Barbara County Tax Roll.

Staff has prepared Resolution No. 26-848 which memorializes the Board's election, which must be approved by a 2/3 vote of the Board. The Resolution not only memorializes the Board's election to place the sewer service charges on the tax roll, but also directs staff to prepare a written report containing a description of each parcel of real property receiving sewer service and the amount of the Service Charges for each such parcel, and publish the required notice for said Public Hearing in conformance with State law.

SUPPLEMENTARY MATERIAL:

Resolution No. 26-848

Notice of Filing and Hearing

RESOLUTION NO. 26-848

RESOLUTION OF THE GOVERNING BOARD OF THE GOLETA WEST SANITARY DISTRICT ELECTING TO HAVE SEWER SERVICE CHARGES COLLECTED ON THE TAX ROLL FOR FISCAL YEAR 2026-27, DIRECTING THE PREPARATION AND FILING OF REPORT, FIXING TIME AND PLACE FOR HEARING, AND PROVIDING FOR NOTICE THEREOF

WHEREAS, the Board of Directors of the Goleta West Sanitary District (“District”) has passed and adopted an ordinance prescribing sewer service charges; and,

WHEREAS, pursuant to California Health and Safety Code Section 5473 et seq., the Board desires to have said sewer service charges for Fiscal Year 2026-27 (the “Service Charges”) collected on the Santa Barbara County tax roll with the general taxes.

NOW, THEREFORE, the Board of Directors of Goleta West Sanitary District does hereby resolve as follows:

SECTION 1. Pursuant to Health and Safety Code Section 5473, the Board elects to have the Service Charges collected on the Santa Barbara County tax roll in the same manner, by the same persons, at the same time as, together with, and not separately from, the general taxes.

SECTION 2. District staff is directed to prepare and file with the Clerk-Secretary of the Board a written report containing a description of each parcel of real property receiving sewer service and the amount of the Service Charges for each such parcel (the “Report”).

SECTION 3. A hearing on the Report shall be held before this Board on Tuesday, July 21, 2026, at 5:30 p.m., at the District Office, UCSB Campus, Parking Lot 32, Santa Barbara, CA 93106.

SECTION 4. Pursuant to Health and Safety Code Section 5473.1, the Secretary shall cause a notice of the filing of the Report and of the time and place set for the hearing, at which oral or written presentation can be made, to be published pursuant to Government Code Section 6066 once a week for two successive weeks preceding said hearing with at least five (5) days intervening between the respective publication dates, not counting such publication dates, and the first publication date being not less than fourteen (14) days prior to the date set for hearing.

SECTION 5. The Clerk-Secretary is hereby authorized and directed to sign and publish said notice on behalf of the Board as ordered above.

SECTION 6. The above-mentioned notice shall be in the form set forth in Exhibit “A” attached hereto and by this reference made a part hereof.

PASSED AND ADOPTED by the Board of Directors of Goleta West Sanitary District, Santa Barbara County, California at a regular meeting duly held the 2nd day of June, 2026.

I HEREBY CERTIFY that the foregoing Resolution was adopted by the Board of Directors of Goleta West Sanitary District, Santa Barbara County, California, at a meeting thereof held on June 2, 2026, by the following vote of the members thereof:

AYES:

NOES:

ABSTAIN:

ABSENT:

ATTEST: _____

Kristy Lopez, Secretary-Clerk

Robert Thomas, Board President

**NOTICE OF FILING AND HEARING
ON REPORT OF SEWER SERVICE CHARGES
LEVIED BY GOLETA WEST SANITARY DISTRICT**

**TUESDAY, July 21, 2026 at 5:30 PM
UCSB Campus, Parking Lot 32
Santa Barbara, CA 93106
(District Office)**

NOTICE IS HEREBY GIVEN that, pursuant to Section 5473 of the California Health and Safety Code, there has been filed with the Clerk-Secretary of Goleta West Sanitary District, a report containing: (a) a proposal to have sewer service charges for the Fiscal Year 2025-26 collected on the tax roll, (b) a description of each parcel of real property receiving sewer services furnished by Goleta West Sanitary District, and (c) the amount of the sewer service charge to be levied upon each parcel for the Fiscal Year 2025-26, computed in conformity with District Ordinance No. 23-97. This report is on file at the District Office and may be inspected during normal business hours. Such report is also available on the District's website at <http://goletawest.org>. The public hearing will take place at the time and place stated in this Notice.

During the hearing, any interested person may appear and be heard on any matter relating to said proposed rates or charges. Comments may also be made (1) in writing addressed to GWSD, P.O. Box 4, Goleta, CA 93116-0004, Attn: Clerk-Secretary; or (2) by email sent to info@goletawest.org.

If you require special assistance to participate in this meeting, please call 805-968-2617, preferably at least 48 hours prior to the meeting.

Dated: May 27, 2026

Kristyn Lopez
Clerk-Secretary of the Governing Board

GOLETA WEST SANITARY DISTRICT

JUNE 2, 2026
AGENDA ITEM 12

COMMUNICATIONS

CORRESPONDENCE SENT:

Availability Letters:

- 075-020-007 – 24-unit Multifamily Development

Fee Estimates were issued for the following projects:

- 7398 Calle Real, Suite C – Pegaslice Pizza – Tenant Improvement
- 575 Vereda Del Ciervo – Attached ADU
- 795 Vereda Del Ciervo – Lateral Repair

Permits Issued:

- 7398 Calle Real, Suite C – Pegaslice Pizza – Tenant Improvement
- 575 Vereda Del Ciervo – Attached ADU
- 795 Vereda Del Ciervo – Lateral Repair

CORRESPONDENCE RECEIVED:

CAMP Current Rate Yield as of 05/27/2026 (attached)

LAIF Performance Report as of 05/20/2026 (attached)

CAMP Complimentary Education: Demystifying the Fed: What Every Public Finance Professional Should Know (attached)

CASA Annual Conference (attached)

CSDA Annual Conference (attached)



Current Rate

Name	Date	Current Seven-Day Yield
California Asset Management Program	5/27/2026	3.73%

[Connect](#) users can find current CAMP Term rates on their account dashboard. Alternatively, please contact the Client Services Group at 800.729.7665 or CSGMWW@pfmam.com.

A summary of the CAMP Pool holdings as of the most recent month end is available upon request by calling CAMP at 800.729.7665 or under the [Investor/Participant Resources](#) Section on this website.

Historical Performance

For more information on the historical performance of the CAMP Cash Reserve Portfolio, refer to the [Monthly Distribution Yields](#) and [Historical Seven-Day Yields](#) reports.

Current Annualized Yield

Past performance does not guarantee future results. The “current annualized yield” of the Pool may, from time to time, be quoted in reports, literature and advertisements published by the Trust. Current annualized yield represents the net change, exclusive of capital changes and income other than investment income, in the value of a hypothetical account with a balance of one share (normally \$1.00 per share) over a seven-day base period expressed as a percentage of the value of one share at the beginning of the seven-day period. This resulting net change in account value is then annualized by multiplying it by 365 and dividing the result by 7.

CAMP® is a registered trademark and the CAMP logos and designs are trademarks owned by the California Asset Management Trust (Trust).

This information is for institutional investor use only, not for further distribution to retail investors, and does not represent an offer to sell or a solicitation of an offer to buy or sell any fund or other security. Investors should consider the Trust’s investment objectives, risks, charges and expenses before investing in the Trust. This and other information about the Trust is available in the Trust’s current Information Statement, which should be read carefully before investing. A copy of the Trust’s Information Statement may be obtained by calling 1-800-729-7665 or is available on the Trust’s website at www.camponline.com. While the Cash Reserve Portfolio seeks to maintain a stable net asset value of \$1.00 per share and the CAMP Term Portfolio seeks to achieve a net asset value of \$1.00 per share at the stated maturity, it is possible to lose money investing in the Trust. An investment in the Trust is not insured or guaranteed by the Federal Deposit Insurance Corporation or any other government agency. Shares of the Trust are distributed by U.S. Bancorp Investments, Inc., member FINRA (www.finra.org) and SIPC (www.sipc.org). PFM Asset Management is a division of U.S. Bancorp Asset Management, Inc., which serves as administrator and investment adviser to the Trust. U.S. Bancorp Asset Management, Inc. is a direct subsidiary of U.S. Bank N.A. and an indirect subsidiary of U.S. Bancorp. U.S. Bancorp Investments, Inc. is a subsidiary of U.S. Bancorp and affiliate of U.S. Bank N.A.

Copyright 2020, All Rights Reserved.

[Important Announcements](#)



PMIA/LAIF Performance Report as of 05/20/26



Quarterly Performance Quarter Ended 03/31/26

LAIF Apportionment Rate ⁽²⁾ :	3.98
LAIF Earnings Ratio ⁽²⁾ :	0.00010906180047888
LAIF Administrative Cost ^{(1)*} :	0.24
LAIF Fair Value Factor ⁽¹⁾ :	0.999980831
PMIA Daily ⁽¹⁾ :	3.82
PMIA Quarter to Date ⁽¹⁾ :	3.92
PMIA Average Life ⁽¹⁾ :	261

PMIA Average Monthly Effective Yields⁽¹⁾

April	3.811
March	3.826
February	3.871
January	3.931
December	4.025
November	4.096

Pooled Money Investment Account Monthly Portfolio Composition ⁽¹⁾ 04/30/26 \$183.4 billion

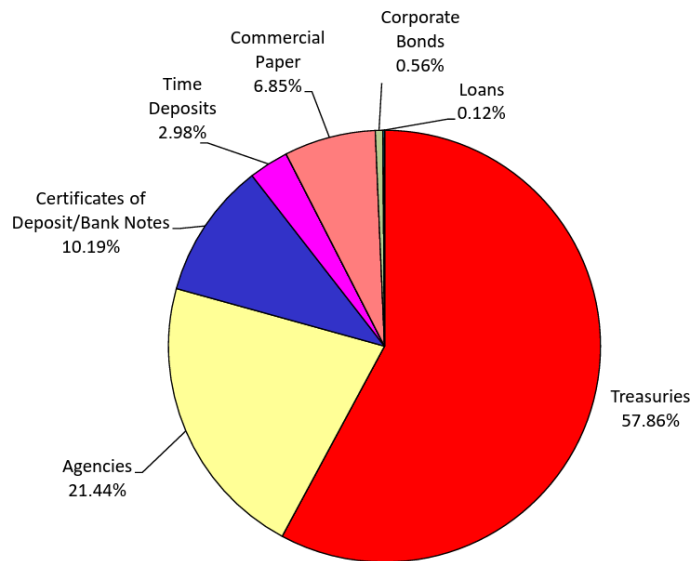


Chart does not include \$803,000.00 in mortgages, which equates to 0.001%. Percentages may not total 100% due to rounding.

Daily rates are now available here. [View PMIA Daily Rates](#)

Notes: The apportionment rate includes interest earned on the CalPERS Supplemental Pension Payment pursuant to Government Code 20825 (c)(1).

*The percentage of administrative cost equals the total administrative cost divided by the quarterly interest earnings. The law provides that administrative costs are not to exceed 5% of quarterly EARNINGS of the fund. However, if the 13-week Daily Treasury Bill Rate on the last day of the fiscal year is below 1%, then administrative costs shall not exceed 8% of quarterly EARNINGS of the fund for the subsequent fiscal year.

Source:

⁽¹⁾ State of California, Office of the Treasurer

⁽²⁾ State of California, Office of the Controller

Click [here](#) if you are having trouble viewing this message.



California Asset
Management Program



Complimentary Education:

Demystifying the Fed: What Every Public Finance Professional Should Know

Join us on June 11 at 10 a.m. PT

The Federal Reserve (Fed) doesn't just move markets—it shapes the investment environment your agency operates in every day. Join us to demystify how the Fed works, what its decisions really mean, and how to better anticipate its impact on your pool investments and municipal finances.

Learning Objectives:

When you complete this session, you should be able to:

- List at least two key components regarding the structure and duties of the Federal Reserve System.
- List which tools the Fed uses to shape monetary policy.
- Describe and discuss how the Fed impacts the U.S. economy.

This session is eligible for one (1) CPE credit. If you have any questions, reach out to your relationship manager.

Register today!

Meet Our Presenters



**Richard Pengelly, CFA, CIMA,
CTP**
Managing Director
pengellyr@pfmam.com


Richard is a Managing Director based in Orlando, Florida. He provides investment advisory and portfolio management services to local government and non-profit entities, specializing in bond proceeds, reserve funds, operating funds, and statewide pools. Richard also assists organizations in implementing structural reforms within their investment programs.



Riddhima is a Portfolio Strategist based in Philadelphia, Pennsylvania. She serves as a senior client strategist within the Portfolio Strategies Group, supporting key clients, creating thought leadership, and guiding the development of tailored investment strategies. Riddhima also speaks at industry conferences and leads training seminars for clients and colleagues.

Riddhima Hinduja, CFA
Portfolio Strategist
riddhima.hinduja@pfmam.com

Meet Our Team



Kyle Tanaka
Program Administrator
tanakak@pfmam.com




Karina Huang
Institutional Sales & Relationship Manager
karina.huang@pfmam.com



Jeremy King
Specialist, Fixed Investment Solutions
kingj@pfmam.com



Rachael Miller
Client Relations Team Lead
millerr@pfmam.com



About Us

California Asset Management Program (CAMP) has been providing California public agencies with professional investment services since 1989.

CAMP offers a competitive daily liquidity investment option as well as a fixed-rate, fixed-term option. Other services include customized individual portfolio strategies and arbitrage rebate compliance services for bond proceeds.

[Learn more](#)

CAMPonline.com | 800.729.7665 | CAMP@pfmam.com

To qualify for CPE for this session, all engagement activities must be completed and participants must be logged in for the duration of the session.

This session qualifies for 1 hour of CPE credit. Field of Study: Finance - 1 CPE. No advance preparation needed. Prerequisite: Holding a governmental financial position. Program level is beginner and is presented Group Internet Based. For questions or additional information regarding complaint and/or program cancellation policies, please contact Morgan Gray at graym@pfmam.com.



U.S. Bancorp Asset Management, Inc. DBA PFM Asset Management, is registered with the National Association of State Boards of Accountancy (NASBA) as a sponsor of continuing professional education on the National Registry of CPE Sponsors. State boards of accountancy have final authority on the acceptance of individual courses for CPE credit. Complaints regarding registered sponsors may be submitted to the National Registry of CPE Sponsors through its website: www.nasbaregistry.org.

PFM Asset Management is a division of U.S. Bancorp Asset Management, Inc., CAMP's investment adviser and administrator, that services public sector clients.

CAMP® is a registered trademark and the CAMP logos and designs are trademarks owned by the California Asset Management Trust (Trust).

This information is for institutional investor use only, not for further distribution to retail investors, and does not represent an offer to sell or a solicitation of an offer to buy or sell any fund or other security. Investors should consider the Trust's investment objectives, risks, charges and expenses before investing in the Trust. This and other information about the Trust is available in the Trust's current Information Statement, which should be read carefully before investing. A copy of the Trust's Information Statement may be obtained by calling 1-800-729-7665 or is available on the Trust's website at www.camponline.com. While the Cash Reserve Portfolio seeks to maintain a stable net asset value of \$1.00 per share and the CAMP Term Portfolio seeks to achieve a net asset value of \$1.00 per share at the stated maturity, it is possible to lose money investing in the Trust. An investment in the Trust is not insured or guaranteed by the Federal Deposit Insurance Corporation or any other government agency. Shares of the Trust are distributed by U.S. Bancorp Investments, Inc., member FINRA (www.finra.org) and SIPC (www.sipc.org). PFM Asset Management (PFMAM) is a division of U.S. Bancorp Asset Management, Inc., which serves as administrator and investment adviser to the Trust. U.S. Bancorp Asset Management, Inc. is a direct subsidiary of U.S. Bank N.A. and an indirect subsidiary of U.S. Bancorp. U.S. Bancorp Investments, Inc. is a subsidiary of U.S. Bancorp and affiliate of U.S. Bank N.A.

This material is for general information purposes only and is not intended to provide specific advice or a specific recommendation. This email content is being provided by PFMAM for educational and informational purposes only, and may be construed as advertising under applicable U.S. or state laws. PFMAM can be contacted at 213 Market Street, Harrisburg, PA 17101, or by telephone at [717-232-2723](tel:717-232-2723).

Click [here](#) to unsubscribe. By unsubscribing it means that you will no longer receive any emails from PFMAM regardless of content. Some of the content may extend beyond advertising and is typically intended to provide relevant information regarding your existing relationship with PFMAM.



CASA is pleased to announce that we will be hosting our 2026 Annual Conference on August 5-7, at The Meritage Resort & Spa in Napa! We are opening registration early this year to make sure attendees have ample time to make plans and get into our hotel room block. While the program is not yet set, as always the conference will feature a variety of speakers and panels that focus on issues that matter to your agencies, provide actionable takeaways, and includes plenty of opportunities for the clean water community to connect on our shared goals. This event will also feature multiple technical tracks, awards presentations, and excellent networking opportunities! CASA's committee leaders and subject matter experts will be on hand to provide all the latest information on legislative and regulatory proposals that will impact your agency. Registration and hotel information can be found below. We look forward to seeing you there!

<p>Conference - Register HERE</p> <p>PRELIMINARY PROGRAM - Subject to change</p> <p>Registration Fees:</p> <ul style="list-style-type: none"> • Early Bird Full Conference: \$875 (Ends July 7, 2026) • Member Full Conference: \$925 • One Day Rates: Available on Registration Form • Member Guest (meal functions only): \$350 • NonMember Fee: \$1,200 <p>Cancellation Policy: \$100 Cancellation fee on or before Friday, July 10, 2026. No refund for late cancellations after Friday, July 10, 2026. Please notify CASA via email of a cancellation, refund or change request by contacting Cheryl MacKelvie at cmackelvie@casaweb.org</p> <p>CSRMA Registration Form: Separate registration is required.</p>	<p>Additional Events</p> <p>Golf Tournament Fundraiser-Register HERE</p> <p>Kick off conference week by participating in the 1st Annual CASA Education Foundation Golf Tournament at Eagle Vines Golf Club, just 10 minutes from the conference venue in Napa. Enjoy a relaxed round with fellow attendees while helping raise funds for the Foundation. Foursome sponsors will receive special recognition at the event. This year we will have a larger tournament with a 1:30 shotgun start on Tuesday, August 4. Registration includes green fees (\$150 per person or \$1,000 for a foursome), a box lunch, and supports the CASA Education Foundation. Sign up today and be part of the inaugural year!</p> <p>We have ambitious fundraising goals for the Foundation this year, so please reach out to Jamie Ferro (jferro@hazenandsawyer.com or 949.668.1031) if you have any questions or would like to support. We will have a low gross score trophy winner and low net team scoring prizes for those who want to get in on some friendly competition. We hope to see you there!</p> <p>Wine Tasting Fundraiser-Register HERE</p> <p>Join your colleagues for a fun afternoon of networking, wine tasting, and hors d'oeuvres, all while supporting the CASA Education Foundation! This event will be held at nearby Sunrise Ranch (10 minutes from the Meritage). Here are the key details:</p> <ul style="list-style-type: none"> • Cost: \$85 per person, all proceeds going to CASA Education Foundation • Location: Sunrise Ranch (1 Kirkland Ranch Rd, American Canyon, CA 94503) • Date: Wednesday, August 5, 2026, 2-5 PM (ish) <p>This event is limited to no more than 80 people, so sign up ASAP! Transportation will be provided by the event organizers with a shuttle to and from the hotel running in a continuous loop.</p> <p>NapaSan Tour</p> <p>NapaSan is hosting a facility tour as part of the CASA conference in August. The tour will be held on Wednesday, August 5 between 1:00 – 5:00 pm. The tour will highlight NapaSan's resource recovery including energy self-generation and recycled water production/distribution, and will last approximately 1 hour. A groups of 20 people can be accommodated every 30 minutes, so register today! Transportation is not provided, but NapaSan is very close to the conference hotel.</p>	<p>Hotel Information</p> <p>The Meritage Resort & Spa</p> <p>850 Bordeaux Way Napa, CA 94558 707-320-8237</p> <p>RESERVE A ROOM</p> <p>Reservations: 1 866.370.6272 (Please mention that you are attending the California Association of Sanitation Agencies 2026 Annual Conference to receive the nightly rate.)</p> <ul style="list-style-type: none"> • Special Room Rate: \$324/night (includes \$20 resort fee & \$5 gratuity. Does not include taxes). • Cut-off Date: July 6, 2026 • Parking: Valet (\$25/night); Self-parking is Complimentary. <p><i>We encourage all participants to please register for the conference at the same time you make your hotel reservation! Please note that CASA will be checking hotel reservations against conference registrations on a regular basis. If there is a hotel reservation with no corresponding conference registration, you will be contacted and will have 10 days to register, after which time we will be forced to cancel the hotel reservation. We appreciate your understanding as we try to accurately plan for a sufficient room block and make venue arrangements.</i></p>
--	---	--

CSDA ANNUAL CONFERENCE & EXHIBITOR SHOWCASE

2026 CSDA Annual Conference & Exhibitor Showcase

AUGUST 24 – 27, 2026
PALM DESERT, CA

REGISTER NOW

Keynote Speakers



Tuesday, August 25, 2026

Ben Nemtin

Star of Hit TV Series "The Buried Life" & Co-Founder of The Buried Life Movement; New York Times Bestselling Author; Mental Health Advocate

"Powered by Purpose"

Sponsored by



Wednesday, August 26, 2026

Kyle Scheele

Innovation and Leadership Speaker, Champion of Crazy Ideas, Accidental TikTokker (3M+ Followers), Author

"Thinking Inside The Box: How Tough Times Fuel True Creativity and Innovation"

Sponsored by



Hotel Information



JW Marriott Desert Springs Resort & Spa
74-855 Country Club Dr
Palm Desert, CA 92260

HOTEL ROOM RESERVATIONS: Room reservations are available starting at the rate of \$159 plus a discounted \$20 resort fee plus taxes and fees per room per night. The room reservation cut-off is July 22, 2026; however, space is limited and may sell out before this date.

One night's non-refundable room and tax will be charged on 7/22/26 for rooms reserved in the CSDA room block.

Information regarding hotel reservations and links to book in the CSDA room block will be emailed within 24 hours of registration. [Skip](#)

Please be cautious of unauthorized third-party agencies, known as "room pirates" who might reach out to you offering discounted hotel accommodations. These unauthorized solicitors often misrepresent themselves as being associated with our event or hotel partners and may offer rooms that do not actually exist, leaving you without a valid reservation. Please book your room

CSDA ANNUAL CONFERENCE & EXHIBITOR SHOWCASE

"In today's relentless environment, where uncertainty reigns supreme and burnout threatens even the strongest of us, my purpose reigns supreme. Ben reveals the game-changing truth: purpose isn't just a buzzword; it's the secret weapon that fueled his own extraordinary journey, lifting him from the depths of depression to ignite a global movement and achieve the seemingly impossible. Through compelling scientific evidence and unforgettable stories, Ben demonstrates how embracing your professional and personal purpose unleashes untapped potential, creates true work-life harmony, and empowers you to become the best version of yourself.

In this revolutionary keynote, discover why purpose-driven individuals and teams are 7x more likely to overcome challenges, focusing on the "why" that ignites passion and resilience. Ben masterfully blends cutting-edge science with captivating storytelling to reveal how purpose transforms organizational culture from the inside out.

Leaders will gain actionable strategies to build trust, authentically demonstrate care for their teams' well-being, and foster innovation, retention, and breakthrough performance. This isn't merely theoretical, it's a strategic blueprint for translating purpose into tangible outcomes and cultivating a workplace that inspires genuine passion."

"We've all said it: "If only I had _____, then I could do _____."

We're convinced that the only thing standing between us and our best work is more money, more time, more resources, more buy-in, a better team, a better boss, a better piece of software... the list goes on.

But the truth is, real creative work thrives within constraints.

True creative work exists in the gap between what you have and what you think you need. After all, if you had everything you needed, you wouldn't need creativity at all.

True creativity showed up when the Apollo 13 astronauts had to make square filters fit round tubes. It showed up when a global pandemic made in-person work a liability. And it'll show up for you too, once you let go of your misguided beliefs about what true creativity requires.

In this talk, Kyle will:

- Show how constraints are the breeding ground for creativity.
- Identify the difference between constructive constraint and restrictive constraint.
- Help reframe the constraints in your organization and find the solutions you've been searching for.
- Walk through tools and exercises to break through creative blocks.

directly through the link provided that CSDA provides within 24 hours of registering. Also, avoid sharing your personal or payment information with unofficial agencies and report any suspicious contact to our team immediately.



Taste of the City – Boots and Bites

Wednesday, August 26, 2026
from 6:00 - 9:00 p.m.

2026 SPONSORS

2026 Champion Level Sponsors



California Special Districts Alliance



Skip main navigation (Press Enter).

GOLETA WEST SANITARY DISTRICT

JUNE 2, 2026

AGENDA ITEM 13

REPORTS

Operations Report

May 12 to May 26, 2026

Administration

Newton Construction & Management (NCM) continues progress on the Phase 2 Administration Building. Concrete work continues for the exterior patio. The concrete patio and eastern parking area have been paved. Interior framing and utilities are currently being completed.

Travis Fisher and Ty Smith attended the City of Goleta Public Works Day event at the Camino Real Shopping Center. Staff reports that the event had a very good turn out. The District brought the CCTV truck and the new XBroom Street Sweeper for children to explore.

Staff attended the SAMA meeting in Buellton on 5/13/2026.

Manual billings for UCSB Capital Fund Charges and Sewer User Fees for the SB Unified School District were sent out at the beginning of May and payments have begun to come in.

Availability Letters:

- 075-020-007 – 24-unit Multifamily Development

Fee Estimates were issued for the following projects:

- 7398 Calle Real, Suite C – Pegaslice Pizza – Tenant Improvement
- 575 Vereda Del Ciervo – Attached ADU
- 795 Vereda Del Ciervo – Lateral Repair

Permits Issued:

- 7398 Calle Real, Suite C – Pegaslice Pizza – Tenant Improvement
- 575 Vereda Del Ciervo – Attached ADU
- 795 Vereda Del Ciervo – Lateral Repair

Collection System

On Wednesday, May 20 a planned power outage in the Winchester Canyon area cut the power supply to the Emily lift station. Staff was notified prior to the outage and brought the trailer mounted emergency generator on site to maintain normal operations of the lift station.

Staff continue to meet with Mobile-MMS consultants and are close to launching the new maintenance software.

Sam Rose of Fischer Compliance provided a full day of Collection Systems Operator Grade 1 and Grade 2 training for the operations staff. Peter Estrada will be taking his CWEA Collections Systems Operator Grade 2 Test later this year, while Porfi Avila and Ty Smith will be taking their Grade 1.

Closed Circuit Television Inspections continue in The Bluffs neighborhood.

Staff continue to inspect the Heritage Ridge Project at Camino Vista, Phase 3 of the Willow Springs Housing Project. Mainline sewer is currently being installed with the intent of dedication to the District upon completion.

Industrial Waste & Environmental Compliance

Second quarter industrial user and wastewater sampling activities continue.

Staff continued ongoing permit development and compliance coordination with Oasis to improve and refine facility operations.

Staff continued routine pretreatment program activities, including data review, reporting, and coordination with permitted industrial users.

Travis Fisher and Ty Smith are continuing the Fats, Oils & Grease (FOG) inspections at food service establishments throughout the District.

Street Sweeping

Nescon Industries provided a two-day street sweeper training for operations staff on the new XBroom street sweeper.

The street sweeping schedule and holiday makeup dates continue to be published on the District website. The sweeping program remains on schedule and continues to operate safely.

Graffiti: None reported

Abandoned Vehicles: None reported

Miles: 467.1

Hours: 54.6

Water fills: 30

Loads: 16

Maintenance: Routine inspection, maintenance, and replacement of worn or failed parts on the street sweepers were performed per scheduled or as needed.

Table of Treatment Capacity at the GSD Regional Wastewater Treatment Plant

GWSD Average Daily Flow	March 2026	2.1976 MGD; 44.2974 %
	April 2026	2.2921 MGD; 44.0418 %



Sewer Operations Cleaning Summary from May 13, 2026 to May 26, 2026

Your environmental partner since 1954

Descripton	Quantity
Feet Cleaned	
Hydroclean	3,352 ft.
Hot Spot	786 ft.
	<hr/>
	4,138 ft.
Lines Cleaned	
Hydroclean	16 lines
Hot Spot	2 lines
	<hr/>
	18 lines

Goleta West Sanitary District

Allowance of Claims

05/13/26 - 05/26/26

Rev_n

Vendor ID	Vendor Name	Transaction Description	Check Date	Document Amount
19SIX001	19six Architects	Construction Services	5/20/2026	12,620.00
BRO01	Brownstein, Hyatt, Farber, Schreck	Legal Services	5/20/2026	40,771.00
CAL12	CalPERS Public Employee's Retirement System	CalPERS Retir Contr	5/14/2026	7,659.72
CAL12	CalPERS Public Employee's Retirement System	CalPERS Retir Contr	5/14/2026	2,424.07
CAN01	Cannon Corp	SIM Card Testing	5/20/2026	188.17
CITIG06	Channel Islands Technology Integrators' Group	Computer Services	5/20/2026	1,912.50
CWE01	CWEA CA Water Environmental Association	Membership Renewal	5/20/2026	370.00
ESR01	Environ Sys Rsch Insti	Annual Subscription	5/20/2026	2,100.00
FGL01	FGL Environmental	Analysis Support	5/20/2026	773.00
FIL01	Filippin Engineering	Construction Services	5/20/2026	15,639.75
FIR01	First Bankcard	Credit Card	5/14/2026	5,605.81
FIR02	FirstNet	Phones	5/26/2026	477.83
GOL02	Goleta Sanitary District	Sewage Treatment	5/20/2026	599,735.06
GOL04	Goleta Water District	Water	5/20/2026	156.05
GRA03	Grainger	Vehicle Parts	5/20/2026	462.93
HEA001	Heal The Ocean	Donation	5/20/2026	1,750.00
INS001	InSource Solutions	Software Services	5/20/2026	4,010.00
LAR01	Larry's Auto Parts	Vehicle Parts	5/20/2026	418.69
LIN01	Lincoln National Life Ins	457 Plan Contributions	5/20/2026	150.00
LIN01	Lincoln National Life Ins	457 Plan Contributions	5/19/2026	4,354.34
PML01	Pacific Materials Laboratory	Concrete Cylinders	5/20/2026	1,392.00
RAF001	Raftelis Financial Consulting	Financial Consulting	5/20/2026	590.00
RIN001	Rincon Consultants, Inc	District-HQ Upgrade	5/20/2026	4,011.25
SOC01	So Cal Pest Control	Pest Control	5/20/2026	1,130.00
SPE03	Special District Risk Management Authority	Insurance	5/20/2026	1,286.99
STO001	Stoel Rives LLP	Professional Services	5/20/2026	13,737.00
TAF01	Taft Electric Company	Repair Services	5/20/2026	2,125.00
TEL01	Teledyne Instruments, Inc.	Batteries	5/20/2026	1,052.72
UCR08	UC Regents	Network Access	5/20/2026	103.92
WOR0001	World Oil Environmental Services	Oil and Gas Filters	5/20/2026	226.00

Total Services & Supplies \$ **727,233.80**

Payroll - (1) Pay Dates \$ 60,031.91

Total Allowance of Claims \$ **787,265.71**