

GOLETA WEST SANITARY DISTRICT

Regular Board Meeting

AGENDA

Date: May 17, 2022

5:30PM

UCSB Campus, Parking Lot 32

Santa Barbara, CA 93106

(District Office)

In response to the spread of the COVID-19 virus, Governor Newsom declared a state of emergency which directly impacts the ability of board members and members of the public to meet safely in person. To help minimize the potential spread of the COVID-19 virus, the Goleta West Sanitary District has decided hold this public meeting telephonically pursuant the requirements of Government Code section 54953(e) (as amended by AB 361). Members of the public are invited to attend and participate in the Goleta West Sanitary District Board Meeting in one of the following ways:

Join Zoom Meeting:

<https://us02web.zoom.us/j/9609647119>

Meeting ID: 960 964 7119

Dial by your location

+1 669 900 6833 US (San Jose)
+1 253 215 8782 US (Tacoma)
+1 346 248 7799 US (Houston)
+1 929 205 6099 US (New York)
+1 301 715 8592 US (Washington DC)
+1 312 626 6799 US (Chicago)
877 853 5257 US Toll-free
888 475 4499 US Toll-free

Please contact the District office by phone (805-968-2617) or email (info@goletawest.org) with any questions.

- 1. CALL TO ORDER**
- 2. ROLL CALL**
Members: President Meyer, Directors Turenchalk, Bearman, Lewis, Geyer
- 3. APPROVE THE ORDER OF THE AGENDA**
- 4. RE-RATIFICATION OF RESOLUTION NO. 21-804 -- RE-RATIFYING THE PROCLAMATION OF A STATE OF EMERGENCY BY THE GOVERNOR OF THE STATE OF CALIFORNIA ON MARCH 4, 2020, AND RE-AUTHORIZING REMOTE TELECONFERENCE MEETINGS OF THE LEGISLATIVE BODIES OF GOLETA WEST SANITARY DISTRICT PURSUANT TO BROWN ACT PROVISIONS.**

- a. **The Board will consider re-ratifying Resolution No. 21-804 and determining that existing circumstances continue to justify holding remote teleconference board meetings.**

5. PUBLIC COMMENT

The public may address the Board for no more than (3) minutes on any issue within the District's jurisdiction which is not on the agenda. No action will be taken on any non-agenda item, except as provided by law.

6. APPROVAL OF THE MINUTES FOR THE SPECIAL BOARD MEETING OF May 3, 2022.

DISCUSSION-ACTION AGENDA

The Board will consider and may take action on the following items.

7. GOLETA SANITARY DISTRICT BIOSOLIDS AND ENERGY STRATEGIC PLAN (BESP) PRESENTATION.

- a. **The General Manager for GSD will give a presentation to the Board on the GSD long term energy sustainability project, BESP.**

8. ISLA VISTA RECREATION AND PARK DISTRICT UPDATE REPORT

- a. **The General Manager for IVRPD will give a presentation to the Board on IVRPD staff changes, current operations, and upcoming projects.**

9. REPORTS

- A. **Operations Report**
- B. **SBCCSDA Executive Board Meeting**
- C. **Goleta Water District Meeting**
- D. **Isla Vista Recreation and Park District Meeting**
- E. **Public Relations Committee Meeting**
- F. **Finance Committee Meeting**
- G. **Management Committee Meeting**
- H. **Other Director Reports**

10. FUTURE AGENDA ITEMS:

11. ADJOURNMENT:

Written materials relating to an item on this agenda that are distributed to the Goleta West Sanitary District within 48 hours before the meeting during which the item will be considered are made available for public inspection at the District administrative offices located at UCSB Campus, Parking Lot 32, Santa Barbara, CA, during business hours.

NEXT RESOLUTION NO. 806

NEXT ORDINANCE 95

May 2022

May 2022						
Su	Mo	Tu	We	Th	Fr	Sa
1	2	3	4	5	6	7
8	9	10	11	12	13	14
15	16	17	18	19	20	21
22	23	24	25	26	27	28
29	30	31				

June 2022						
Su	Mo	Tu	We	Th	Fr	Sa
			1	2	3	4
5	6	7	8	9	10	11
12	13	14	15	16	17	18
19	20	21	22	23	24	25
26	27	28	29	30		

SUNDAY	MONDAY	TUESDAY	WEDNESDAY	THURSDAY	FRIDAY	SATURDAY
May 1	2 6:30pm GSD Board Meeting	3 5:30pm City of Goleta Council Meeting 5:30pm Regular Board Meeting	4 12:00pm SBCCSDA Executive Board Meeting	5	6	7
8	9	10 5:30pm Goleta Water District Board Meeting	11	12 6:00pm IVR&PD Regular Meeting	13 Special Public Relations Committee Meeting - Newsletter	14
15	16 11:00am Special Finance Committee Meeting - 2:00pm Special Management 6:30pm GSD Board	17 5:30pm Regular Board Meeting (Via Zoom) - 5:30pm City of Goleta Council Meeting	18 10:30am GWSD Special CVRA Ad Hoc Committee Meeting 6:00pm Santa Barbara Airport Commission	19	20	21
22	23 6:00pm SBCCSDA Chapter Meeting	24	25	26	27	28
29	30 Memorial Day GWSD Closed	31	Jun 1	2	3	4

June 2022

June 2022						
Su	Mo	Tu	We	Th	Fr	Sa
			1	2	3	4
5	6	7	8	9	10	11
12	13	14	15	16	17	18
19	20	21	22	23	24	25
26	27	28	29	30		

July 2022						
Su	Mo	Tu	We	Th	Fr	Sa
					1	2
3	4	5	6	7	8	9
10	11	12	13	14	15	16
17	18	19	20	21	22	23
24	25	26	27	28	29	30
31						

SUNDAY	MONDAY	TUESDAY	WEDNESDAY	THURSDAY	FRIDAY	SATURDAY
May 29	30	31	Jun 1 12:00pm SBCCSDA Executive Board Meeting	2	3	4
5	6 6:30pm GSD Board Meeting	7 5:30pm City of Goleta Council Meeting 5:30pm Regular Board Meeting	8	9 6:00pm IVR&PD Regular Meeting	10	11
12	13	14 5:30pm Goleta Water District Board Meeting	15 6:00pm Santa Barbara Airport Commission Mtg	16	17	18
19	20 6:30pm GSD Board Meeting	21 5:30pm City of Goleta Council Meeting	22	23	24	25
26	27 6:00pm SBCCSDA Chapter Meeting	28	29	30	Jul 1	2

Goleta West Sanitary District
Statement of Revenues and Expenses
For the Eight Months Ending Monday, February 28, 2022

		Current Month	YTD Actual	Annual Budget
Revenues				
3010 + 3056	Property Tax Revenue	\$0	\$1,957,596	\$3,125,000
3380	Interest Income	8,900	87,083	60,000
3381	Unrealized Gain/Loss Investments	(33,149)	(169,243)	0
3390	Homeowners Property Tax Relief	0	6,780	8,100
3410	Miscellaneous Permits	4,016	55,774	37,000
3420	Planning & Engrng-Plan Ck Fes	1,020	4,684	10,000
3430	Insurance	0	0	(21)
3440	Sanitation Services	524	2,595,399	4,300,000
3450	Connection Fees	27,175	122,224	162,000
3460	Inspection Fees	1,554	7,210	15,000
3480 + 3490	Other Services	0	294	240,000
3500 + 8300	Gain/Loss on Sale of Fixed Assets	0	0	500
	Total Revenues	<u>\$10,040</u>	<u>\$4,667,801</u>	<u>\$7,957,579</u>

Expenses				
6000:6999 - 6120	Salaries and Employee Benefits	116,255	929,588	1,590,329
7090	Insurance	0	15,802	88,895
7120	Vehicle Repairs & Maintenance	314	34,831	53,800
7121	Repairs & Maintenance	1,709	59,704	80,500
7122	Operating Supplies	0	0	1,500
7200	Audit and Accounting Fees	0	25,508	45,500
7210	Legal Fees	15,970	151,651	108,000
7220	Professional Services- Engineering	0	1,307	0
7230	Professional Services - Computer	2,873	18,298	30,000
7235	Professional Services - Financial	0	8,353	43,000
7240	Professional Services - Other	0	7,764	57,000
7300	Contractual Services	2,249	147,321	219,000
7383	Licenses & Taxes	558	6,261	12,600
7450	Office Expense	0	1,616	4,300
7460	Printing	0	0	1,700
7470	Publications & Legal Notices	0	948	800
7480	Postage	13	194	1,400
7490	Memberships	0	19,361	21,200
7500	Miscellaneous Expense	0	100,000	200,000
7540	Rents/Leases - Equipment	0	0	650
7653	Training/meetings/materials/safety	665	9,785	18,000
7660	Transportation and Travel	0	743	7,750
7731	Gasoline-Oil-Fuel	880	12,471	27,500
7760	Utilities	4,766	87,268	109,500
7800 + 7860	Other Charges	0	1,611	13,000
7900	Treatment	468,112	1,954,903	2,525,000
7920	Administration Fees	28,087	117,294	151,500
7930	County Administrative Fee	0	0	28,000
	Total Expenses	<u>\$642,451</u>	<u>\$3,712,582</u>	<u>\$5,440,424</u>

Income (Loss)	<u><u>(\$632,411)</u></u>	<u><u>\$955,219</u></u>	<u><u>\$2,517,155</u></u>
----------------------	----------------------------------	--------------------------------	----------------------------------

Goleta West Sanitary District
 Fixed Assets Acquired During the Period
 For the Eight Months Ending Monday, February 28, 2022

	Current Month	YTD Actual	Annual Budget
Fixed Assets Acquired During the Period			
CIP/Capital	\$0	\$1,528,298	\$5,550,000
GSD - Capacity Rights	23,477	230,081	640,000
General Equipment/Capital	4,877	3,411	455,016
Total Fixed Assets Acquired	<u>28,354</u>	<u>1,761,790</u>	<u>6,645,016</u>

Goleta West Sanitary District
 Balance Sheet
 For the Eight Months Ending Monday, February 28, 2022

	Current Month YTD	Beginning of the Year
ASSETS		
Current Assets		
Cash and Cash Equivalents	\$15,147,938	\$15,906,750
Interest and Other Receivable	61,528	83,182
Total Current Assets	15,209,466	15,989,932
Capital Assets & Capacity Rights		
Structures and Improvements	223,408	223,408
Infrastructure	51,470,018	51,470,018
Equipment	1,908,430	1,905,019
Office Equipment & Furniture	86,995	86,995
Construction in Progress	3,902,370	2,374,072
Total Capital Assets	57,591,222	56,059,513
Accumulated Depreciation	<u>(16,706,059)</u>	<u>(16,706,059)</u>
Net Capital Assets	40,885,163	39,353,454
Intangible Assets - Capacity Rights	30,189,313	29,959,232
Accumulated Amortization	<u>(12,482,210)</u>	<u>(12,482,210)</u>
Net Intangible Assets	17,707,103	17,477,022
Net OPEB Asset	1,048,536	1,048,536
Pension Stabilization Fund PARS	1,480,089	1,480,089
Connection Fees Receivable, net of current portion	520,258	520,258
Total Assets	76,850,615	75,869,291
DEFERRED OUTFLOWS OF RESOURCES		
Deferred pensions	347,724	347,724
Deferred OPEB	69,517	69,517
Total Deferred Outflows of Resources	417,241	417,241
Total Assets and Deferred Outflows of Resources	77,267,856	76,286,532

Goleta West Sanitary District
 Balance Sheet
 For the Eight Months Ending Monday, February 28, 2022

	Current Month YTD	Beginning of the Year
LIABILITIES		
Other Accrued Expenses	(1,046)	63,228
Accounts Payable	250,530	160,154
Unearned Revenue	167,316	167,316
Compensated Absences	304,219	304,219
Net Pension Liability	1,341,461	1,341,461
Deposits	1,000	1,000
Total Liabilities	<u>2,063,479</u>	<u>2,037,378</u>
 DEFERRED INFLOWS OF RESOURCES		
Deferred pensions	88,304	88,304
Deferred OPEB	190,158	190,158
Total Deferred Inflows of Resources	<u>278,462</u>	<u>278,462</u>
 NET POSITION		
Net Income	955,222	3,488,089
Retained Earnings	73,970,693	70,482,604
Total Net Position	<u>74,925,915</u>	<u>73,970,693</u>
 Total Liabilities, Deferred Inflows of Resources, and Net Position	 <u>77,267,856</u>	 <u>76,286,532</u>

MONTH END FINANCIAL REPORT
As of Feb 28, 2022

Fiscal Month #	8		
RETAINED EARNINGS	Percent of Budget Year Completed	67%	
	Fund, Description	Previous Month	Current Month
FUND ACCOUNT CASH			
Unrestricted retained earnings			
	4900 Running Expense Cash	691,219.80	322,630.00
	4930 Operating Reserve	3,251,116.19	3,247,081.83
	Total Unrestricted Fund Account Cash	3,942,335.99	3,569,711.83
Restricted retained Earnings			
	4932 Collection System/Plant Upgrade	2,323,532.71	2,340,924.22
	4935 Capital & Treatment Plant Reserve	3,659,990.36	2,536,400.97
	Total Restricted Fund Account Cash	5,983,523.07	4,877,325.19
Dedicated by Board of Directors			
	4910 Property Taxes	(155,557.09)	(195,007.10)
	4960 Equipment/Vehicle Replacement Cash	250,635.00	350,199.90
	4965 Building Replacement	5,702,429.09	6,545,708.37
	Total Dedicated Fund Account Cash	5,797,507.00	6,700,901.17
	TOTAL FUND ACCOUNT CASH	15,723,366.06	15,147,938.19
	TOTAL CASH	15,723,366.06	15,147,938.19

Fixed Assets	Capital Purchases This Fiscal Year		Amount
	Description		
	Pacific Materials Laboratory	District Building	\$ 31,373.93
	The Corwin Group	Master Plan	\$ 15,335.00
	Newton Construction	District Building	\$ 1,371,892.53
	Rincon Consultants	District Building	\$ 42,550.89
	Ken Porter Auctions	Fixed Asset Sale Gain/Loss	\$ (4,278.00)
	E Galindo Architect	District Building	\$ 28,835.80
	Aqua Flo Supply	District Building	\$ 233.60
	CA Portable Storage PODS	District Building	\$ 1,229.85
	Goleta Sanitary District	Treatment Fixed Assets	\$ 230,080.57
	Schneider Electric USA	SCADA Service	\$ 2,812.11
	Cannon Corp	SCADA Service	\$ 4,877.00
	SoCal Edison	District Building	\$ 3,433.60
	Home Depot Cr vcs	District Building	\$ 189.54
	Famcon Pipe & Supply	District Building	\$ 1,373.00
	City of Goleta	Utility Cover Adjustments	\$ 31,850.00
		FYTD Total	\$ 1,761,789.42

Goleta West Sanitary District
Cash Account Reconciliation
February 28, 2022

		Beg. Bal.	Disbursements	Receipts	Transfers	Balance	Interest Received	Unrealized Gain/Loss	End. Bal.
4900	Running Expense	691,219.80	(382,177.95)	13,989.00		323,030.85	305.17	(706.02)	322,630.00
4910	County - Prop. Taxes	(155,557.09)	(39,692.29)	-		(195,249.38)	(184.45)	426.74	(195,007.10)
4930	Operating Reserve	3,251,116.19	-	-		3,251,116.19	3,071.32	(7,105.68)	3,247,081.83
4932	Collec Sys/PInt Upgrade	2,323,532.71	-	20,300.00		2,343,832.71	2,214.21	(5,122.71)	2,340,924.22
4935	Plant Replacement	3,659,990.36	(20,438.02)	-	(1,100,000.00)	2,539,552.34	2,399.11	(5,550.48)	2,536,400.97
4960	Equipment/Vehicle Repl.	250,635.00	-	-	100,000.00	350,635.00	331.24	(766.35)	350,199.90
4965	Bldg. Replac.	5,702,429.09	(148,587.96)	-	1,000,000.00	6,553,841.13	6,191.39	(14,324.15)	6,545,708.37
Total Cash & Equivalents		15,723,366.06	(590,896.22)	34,289.00	-	15,166,758.84	14,327.99	(33,148.65)	15,147,938.18

Interest Received

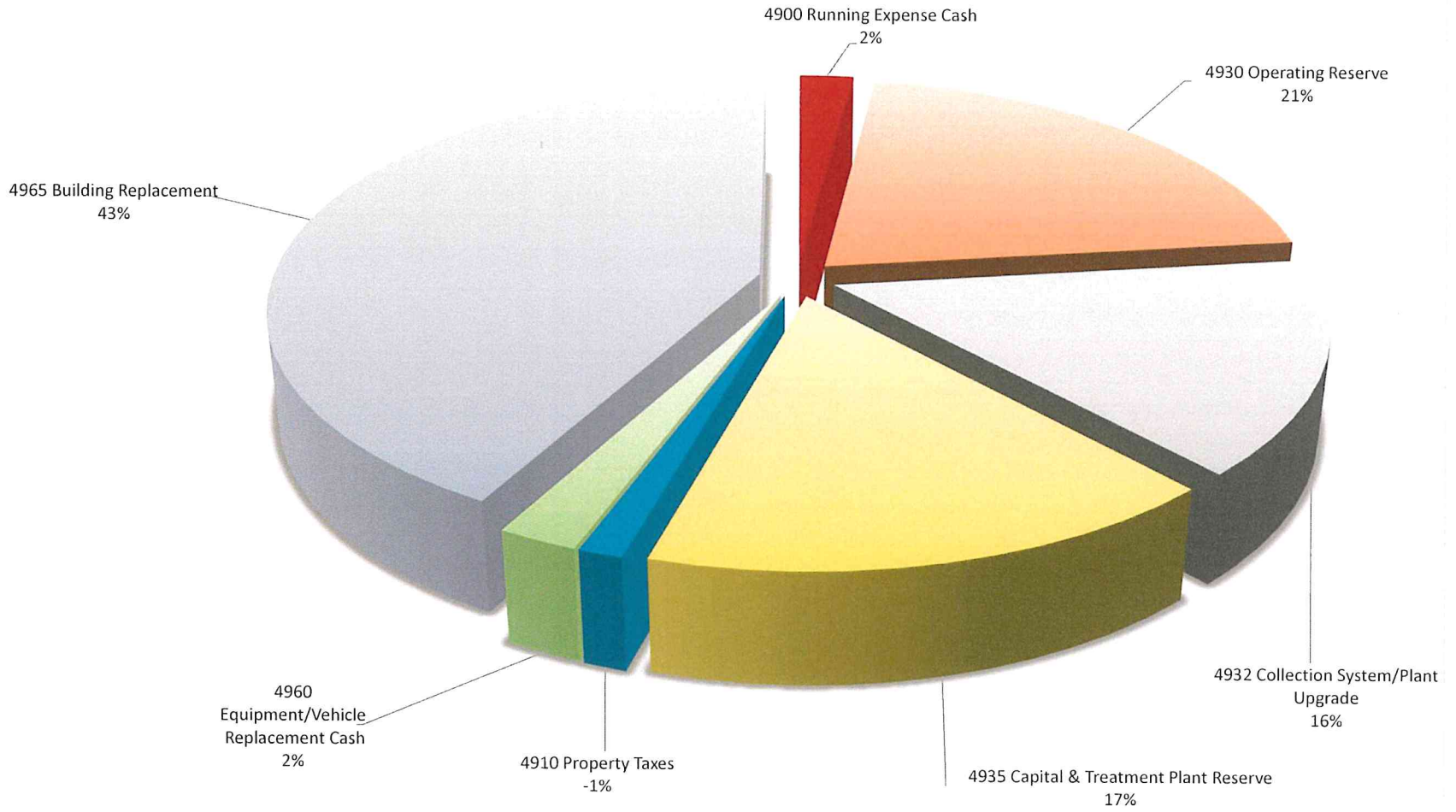
-	Operating
1,136.44	Money Market
-	Payroll
13,191.55	US Bank Interest
-	County
14,327.99	Total Interest Received

Report Totals

458,165.64	Check Distribution
51,977.23	Electronic Payments
80,753.35	Payroll
-	Fees
-	Adjustment
590,896.22	Total Disbursements

182,966.85	Great Plains - Operating Account
4,600,022.65	Great Plains - Money Market
83.21	Great Plains - Payroll
210.00	Great Plains - Petty Cash
10,513,876.23	Investments
(149,220.76)	FMV Adjustment
15,147,938.18	

Fund Balance - Feb 28, 2022



**MINUTES OF THE SPECIAL BOARD MEETING
OF THE GOLETA WEST SANITARY DISTRICT
UCSB CAMPUS, PARKING LOT 32, SANTA BARBARA, CALIFORNIA
May 3, 2022**

POSTING OF THE AGENDA

The agenda notice for this meeting was posted on the door of the administrative office of the Goleta West Sanitary District and on the District's website at least 48 hours in advance of the meeting.

This Board meeting was conducted pursuant to California Government Code Section 54953 and Governor Newsom's Executive Order, N-29-20, temporarily suspending portions of the Brown Act to implement social distancing in response to the COVID-19 pandemic. Members of the Board participated in this meeting remotely. Public Comment on agenda items also could occur remotely.

1. CALL TO ORDER

President Meyer called the meeting to order at 5:30 PM.

2. ROLL CALL: BOARD MEMBERS PRESENT

Larry Meyer – attended remotely
Eva Turenchalk – attended remotely
David Bearman M.D. - attended remotely
David Lewis – attended remotely
Craig Geyer – attended remotely

BOARD MEMBERS ABSENT

None

STAFF PRESENT

Brian McCarthy – General Manager/Board Clerk-Secretary.
Jena Acos – District Counsel – attended remotely.

OTHERS PRESENT

Patrick Yochum – Majestic Asset Management, Inc. representative – attended remotely.
Ed Galindo – EGA - attended remotely.
Sharon Rose – Director, Goleta Sanitary District – attended remotely.
Steve Wagner – General Manager, Goleta Sanitary District – attended remotely.

3. APPROVE THE ORDER OF THE AGENDA

President Meyer announced that the Board is in receipt of a request from Majestic Asset Management, Inc. to continue item 7 to the June Regular Board Meeting. Director Turenchalk secluded herself and was placed in the waiting room. Director Geyer requested that the Board move forward with item 7 for discussion only, then following discussion, motion to table the item to a future meeting. There being no objection, the order of the Agenda was approved.

4. **RE-RATIFICATION OF RESOLUTION NO. 21-804 -- RE-RATIFYING THE PROCLAMATION OF A STATE OF EMERGENCY BY THE GOVERNOR OF THE STATE OF CALIFORNIA ON MARCH 4, 2020, AND RE-AUTHORIZING REMOTE TELECONFERENCE MEETINGS OF THE LEGISLATIVE BODIES OF GOLETA WEST SANITARY DISTRICT PURSUANT TO BROWN ACT PROVISIONS.**

(22-05-26)

Upon a motion by Director Geyer, seconded by Director Lewis, the Board approved re-ratification of Resolution No. 21-804 by the following roll call vote:

AYES: Bearman, Lewis, Geyer, Meyer
NOES: None
ABSTAIN: None
ABSENT: Turenchalk

At this time, Director Turenchalk rejoined the meeting. Sharon Rose and Steve Wagner joined the meeting at this time.

5. **PUBLIC COMMENT**

Steve Wagner shared information that Goleta Sanitary District will be moving forward with a Biogas & Energy Strategic Plan. President Meyer directed the General Manager to schedule a Special Finance Committee Meeting to have Steve Wagner give a presentation.

6. **APPROVAL OF THE MINUTES FOR THE SPECIAL BOARD MEETING OF APRIL 11, 2022**

(22-05-27)

Upon a motion by Director Geyer, seconded by Director Lewis, the Board approved the minutes of the Regular Board Meeting of April 11, 2022 as presented by the following roll call vote:

AYES: Bearman, Lewis, Geyer, Turenchalk, Meyer
NOES: None
ABSTAIN: None
ABSENT: None

7. **CONSIDERATION OF RESOLUTION 22-806: SUSPENSION OF SEWER LATERAL REGULATION OF ORDINANCE NO. 60, SECTION 4.02 AS APPLIED TO 7414, 7416, AND 7418 HOLLISTER AVENUE, GOLETA, CA.**

(22-05-28)

Director Turenchalk, out of an abundance of caution, secluded herself at this time and was placed in the waiting room. The General Manager answered question from the Board. The item was opened for public comment. Pat Yochum, representing Majestic Asset Management, stated that he requesting that this item be continued to a future meeting. After some discussion, Director Geyer, seconded by Director Bearman, made a motion to table this item until the applicant requests that it be heard at a future Board Meeting. The motion passed as presented by the following roll call vote:

AYES: Bearman, Lewis, Geyer, Meyer
NOES: None
ABSTAIN: None
ABSENT: Turenchalk

Following the conclusion of this item, Director Turenchalk rejoined the meeting.

8. CHANGE ORDER NOS. 8 & 9 PERTAINING TO THE GWSD HEADQUARTER BUILDINGS UPGRADE PROJECT.

(22-05-29)

Architect Ed Galindo presented the Change Orders and answered questions from the Board. Upon a motion by Director Geyer , seconded by Director Lewis, the Board approved Change Order Numbers 8 & 9 as presented by the following roll call vote:

AYES: Turenchalk, Bearman, Lewis, Geyer, Meyer
NOES: None
ABSTAIN: None
ABSENT: None

9. ADDITIONAL FUNDING REQUESTS PERTAINING TO THE GWSD HEADQUARTER BUILDINGS UPGRADE PROJECT.

(22-05-30)

Architect Ed Galindo presented the Additional Funding Requests and answered questions from the Board. Upon a motion by Director Geyer, seconded by Director Turenchalk, the Board approved Additional Funding Requests 001, 002, 003, & 004 as presented by the following roll call vote:

AYES: Bearman, Lewis, Geyer, Turenchalk, Meyer
NOES: None
ABSTAIN: None
ABSENT: None

10. DISTRICT COUNSEL PROVIDED A BRIEF PRESENTATION ON THE REQUIREMENTS FOR ROLL CALL VOTES.

District Counsel provided a presentation on requirements pertaining to Roll Call Votes at In-Person and Remote Public Meetings. No action was taken on this item.

11. COMMUNICATIONS

Noted as received.

12. REPORTS

Operations Report

The General Manager provided a report.

City of Goleta

No report.

Engineering Committee Meeting

President Meyer provided a report.

Goleta Sanitary District

President Meyer provided a report.

Goleta Water District

Director Turenchalk provided a report.

SBCCSDA Chapter Meeting

Director Geyer provided a report.

Isla Vista Recreation and Park District

Director Lewis provided a report.

Management Committee Meeting

No report.

Santa Barbara Airport Commission

No report.

Other Director Reports

None.

13. FUTURE AGENDA ITEMS

None.

14. ADJOURNMENT

There being no further business, President Meyer adjourned the meeting at 6:29 PM.

APPROVED

Brian McCarthy, Clerk - Secretary

Larry Meyer, Board President

April 7 - 28, 2022

Administration

Staff attended Headquarters Building Upgrades Owner, Architect, Contractor (OAC) weekly meetings. The electrical switchover has been completed. The District's portable emergency generator was utilized during the power outage to run pump number 4. The District Electrician and Staff utilized a rented portable generator to keep the Administration Building powered during the outage. Demolition of PS 2 and the front of the equipment garage is finished. Compaction and installation of underground utilities will commence next week.

Preparation of the District FY 2022-2023 Budget continues.

Staff is working on the annual Business Inventory and Site Verification as part of the 2022-2023 billing cycle.

Staff is finalizing updates to the District Design and Construction Standards.

The General Manager participated virtually in CSDA Certified Special District Manager Study Group.

Staff contacted Sudhir Pardiwala of Raftelis Financial Consulting to get a proposal to conduct a Miscellaneous Rate & Fee Study.

Collection System

Staff issued permits and has inspected or will inspect trenchless lateral replacements at the following locations:

976 Embarcadero Del Mar.

977 La Patera Road.

6546 Camino Venturoso.

Staff reviewed and approved demolition plans for the residence located at 160 Salisbury Ave. This home was damaged in a fire and will be demolished and rebuilt. Sewer utilities will be protected in place during construction.

Staff responded to a private lift station spill at the ICON apartment building located at 6545 Trigo Road in Isla Vista. This private lift station has had a history of sewer spills over the years but is on private property and out of the District's jurisdiction. The matter was passed on to Santa Barbara County Public Health Department.

Staff continues to correspond with consultants regarding the proposed Ocean Meadows housing development located near the current UCSB Sierra Madre student housing. This development will include sewer facilities that are proposed to be dedicated to the District.

Staff responded to a report from the City of Goleta of a manhole with broken asphalt surrounding it located at the intersection of Hollister Avenue and Cremona Drive. Staff repaired the asphalt and ensured that the road surface was in safe condition.

Staff attended the following meetings:

- SAMA Meeting.
- Special Engineering Committee Meeting
- Special Public Relations Committee Meeting.

Austin Catlin obtained his CWEA Collection System Maintenance, Grade 1 Certification.

Industrial Waste & Environmental Compliance

Staff received and reviewed Q1 2022 laboratory reports for all Class 4 Industrial Users; all in compliance.

Staff received and reviewed March estimates provided by Raytheon for well water utilized in their industrial processes and discharged to the sewer system.

Staff remotely attended Quarterly Tri-County Pretreatment Group Meeting.

Staff correspondence continues with ICRco, a digital x-ray manufacturer within the District. An Industrial Wastewater Discharge Permit will be issued to this facility once staff has gathered all necessary information.

Street Sweeping

Graffiti: None.

Abandoned vehicles: None.

Hours: 55.6

Miles: 480.6

Loads: 20

Marborg: 3/11/22 – 9.11 TN

Maintenance: Replaced battery on Crosswind auxiliary engine.

Performed routine maintenance and inspections.

Table of Treatment Capacity in GSD Plant

GWSD Average Daily Flow	March 2022	MGD 2.060; 48.0306%
-------------------------	------------	---------------------



Sewer Operations Cleaning Summary from April 7, 2022 to April 28, 2022

Your environmental partner since 1954

Description	Quantity
Feet Cleaned	
Hot Spot	6,244 ft.
Hydroclean	2,973 ft.
<hr/>	
9,217 ft.	
Lines Cleaned	
Hot Spot	21 lines
Hydroclean	9 lines
<hr/>	
30 lines	
Other Work Orders	
CCTV Work Order	29 Work Orders
Service Call	1 Work Order
<hr/>	
30 Work Orders	

Goleta West Sanitary District
Allowance of Claims
April 07, 2022 - April 28, 2022

Vendor ID	Vendor Name	Transaction Description	Posted Date	Document Amount
ADP01	ADP Inc	Payroll Svcs	4/14/2022	576.93
ADT01	ADT Security Service Inc*	Security Svc	4/19/2022	280.11
AQU01	Aqua-Flo Supply	Operations Supplies	4/19/2022	188.48
ASB01	Asbury Environmental Services	Recycle Oil	4/19/2022	95.00
BAR01	Bartlett Pringle & Wolf LLC	Acctng & Audit Svcs	4/19/2022	4,627.50
CAL03	Public Employees Health	CalPERS Health Insurance	4/21/2022	16,662.45
CAL12	CalPERS Public Employee's Retirement System	CalPERS Pension	4/15/2022	6,310.20
CITIG06	Channel Islands Technology Integrators' Group	Computer Support	4/21/2022	6,839.50
COA01	Coastal Copy	Office Equip Copier Support	4/19/2022	193.15
DUT01	Duthie Power Services	Facility Power Testing	4/19/2022	1,700.00
FIR01	First Bankcard	Operations Supplies	4/19/2022	1,073.94
FRO01	Frontier Communications	Phone Svc	4/19/2022	1,332.72
GOL04	Goleta Water District	Facility Water	4/19/2022	105.59
HOM01	Home Depot Credit Svcs	Operations Supplies	4/19/2022	1,907.92
LAR01	Larry's Auto Parts	Vehicle Repair Pts	4/19/2022	172.12
LIN01	Lincoln National Life Ins	Deferred Compensation	4/13/2022	4,366.74
MAR01	Marborg Industries	Waste Removal & Rolloff	4/19/2022	1,594.56
MCC02	McCormix Corporation	Diesel Fuel	4/19/2022	5,468.03
MIS01	Mission Linen Supply	Uniforms & Towels	4/19/2022	1,208.04
MSW01	Mountain Spring Water	Drinking Water	4/19/2022	113.00
NTN01	Newton Construction	District Bldg Project	4/19/2022	39,430.28
PFM01	PFM Asset Management LLC	Investment Svcs	4/19/2022	1,012.18
POD01	California Portable Storage Inc.	District Bldg Project Storage	4/19/2022	737.93
REL01	Reliance Standard Life Insurance	Insurance LTD	4/27/2022	1,219.73
SCA01	SCAP Southern California Alliance of	Membership SCAP	4/19/2022	538.00
SIL01	Silvia's Cleaning Company, Inc.	Janitorial Svc	4/19/2022	600.00
SOU02	Southern California Edison Co	Electricity	4/19/2022	5,370.27
SPE03	Special District Risk Management Authority	Insurance Life & Dental	4/19/2022	1,115.22
THE02	The Gas Company	Natural Gas	4/19/2022	158.24
THE08	The Regents of the University of California	Internet Svc	4/19/2022	103.25
UND01	Underground Service Alert	Dig Alerts	4/19/2022	99.10
VEN02	Venco Controls, Inc.	Generator Programming	4/19/2022	780.00
WEX01	WEX Bank	Vehicle Fuel	4/14/2022	1,217.18
Total Services & Supplies				107,197.36
Payroll - (2) pay dates				83,938.01
Total				\$ 191,135.37

GOLETA WEST SANITARY DISTRICT

DATE: May 17, 2022

AGENDA ITEM: #7

AGENDA TITLE: GOLETA SANITARY DISTRICT PRESENTATION ON THEIR BIOSOLIDS AND ENERGY STRATEGIC PLAN (BESP)

SUMMARY DESCRIPTION:

The General Manager for Goleta Sanitary District will provide an overview of the recently adopted comprehensive Biosolids and Energy Strategic Plan (BESP). The main objective of the BESP is to provide a biosolids and energy roadmap and strategy for GSD to reach energy-sufficiency by reassessing their biosolids management practices in combination with numerous energy production approaches (energy generation, utilization, storage, and renewable energy sources). They have a goal of completing implementation within the next ten years.

SUPPLEMENTAL MATERIAL:

PowerPoint presentation.

GOLETA WEST SANITARY DISTRICT

DATE: May 17, 2022

AGENDA ITEM: #8

**AGENDA TITLE: ISLA VISTA RECREATION AND PARK DISTRICT UPDATE
REPORT**

SUMMARY DESCRIPTION:

The General Manager for Isla Vista Recreation and Park District will provide a report to the Board on IVRPD staff changes, current operations, and upcoming projects.

GOLETA WEST SANITARY DISTRICT
REGULAR BOARD MEETING
DATE: MAY 17, 2022
COMMUNICATIONS

Correspondence Sent:

None.

Correspondence Received:

None



Customer Service
PO Box 11813
Harrisburg, PA 17108-1813

ACCOUNT STATEMENT

For the Month Ending
April 30, 2022

GOLETA WEST SANITARY DISTRICT

Client Management Team

Sarah Meacham

Managing Director
633 W 5th St., 25th Floor
Los Angeles, CA 90071
213-415-1699
meachams@pfmam.com

Contents

Cover/Disclosures
Summary Statement
Individual Accounts

Accounts included in Statement

31912525 GOLETA GENERAL FUND

GOLETA WEST SANITARY DISTRICT
BRIAN MCCARTHY
P.O. BOX 4
GOLETA, CA 93116

Online Access <https://www.pfmam.com> **Customer Service** 1-717-232-2723

Important Disclosures

Important Disclosures

This statement is for general information purposes only and is not intended to provide specific advice or recommendations. PFM Asset Management LLC ("PFMAM") is an investment adviser registered with the U.S. Securities and Exchange Commission and a subsidiary of U.S. Bancorp Asset Management, Inc. ("USBAM"). USBAM is a subsidiary of U.S. Bank National Association ("U.S. Bank"). U.S. Bank is a separate entity and subsidiary of U.S. Bancorp. U.S. Bank is not responsible for and does not guarantee the products, services or performance of PFMAM. PFMAM maintains a written disclosure statement of our background and business experience. If you would like to receive a copy of our current disclosure statement, please contact Service Operations at the address below.

Proxy Voting PFMAM does not normally receive proxies to vote on behalf of its clients. However, it does on occasion receive consent requests. In the event a consent request is received the portfolio manager contacts the client and then proceeds according to their instructions. PFMAM's Proxy Voting Policy is available upon request by contacting Service Operations at the address below.

Questions About an Account PFMAM's monthly statement is intended to detail our investment advisory activity as well as the activity of any accounts held by clients in pools that are managed by PFMAM. The custodian bank maintains the control of assets and executes (i.e., settles) all investment transactions. The custodian statement is the official record of security and cash holdings and transactions. PFMAM recognizes that clients may use these reports to facilitate record keeping and that the custodian bank statement and the PFMAM statement should be reconciled and differences resolved. Many custodians use a settlement date basis which may result in the need to reconcile due to a timing difference.

Account Control PFMAM does not have the authority to withdraw funds from or deposit funds to the custodian outside the scope of services provided by PFMAM. Our clients retain responsibility for their internal accounting policies; implementing and enforcing internal controls and generating ledger entries or otherwise recording transactions.

Market Value Generally, PFMAM's market prices are derived from closing bid prices as of the last business day of the month as supplied by Refinitiv or Bloomberg. For certain short-term investments or where prices are not available from generally recognized sources the securities are priced using a yield-based matrix system to arrive at an estimated market value. Prices that fall between data points are interpolated. Non-negotiable FDIC-insured bank certificates of deposit are priced at par. Although PFMAM believes the prices to be reliable, the values of the securities may not represent the prices at which the securities could have been bought or sold. Explanation of the valuation methods for a registered investment company or local government investment program is contained in the appropriate fund offering documentation or information statement.

Amortized Cost The original cost of the principal of the security is adjusted for the amount of the periodic reduction of any discount or premium from the purchase date until the date of the report. Discount or premium with respect to short term securities (those with less than one year to maturity at time of issuance) is amortized on a straightline basis. Such discount or premium with respect to longer term securities is amortized using the constant yield basis.

Tax Reporting Cost data and realized gains / losses are provided for informational purposes only. Please review for accuracy and consult your tax advisor to determine the tax consequences of your security transactions. PFMAM does not report such information to the IRS or other taxing authorities and is not responsible for the accuracy of such information that may be required to be reported to federal, state or other taxing authorities.

Financial Situation In order to better serve you, PFMAM should be promptly notified of any material change in your investment objective or financial situation.

Callable Securities Securities subject to redemption prior to maturity may be redeemed in whole or in part before maturity, which could affect the yield represented.

Portfolio The securities in this portfolio, including shares of mutual funds, are not guaranteed or otherwise protected by PFMAM, the FDIC (except for certain non-negotiable certificates of deposit) or any government agency. Investment in securities involves risks, including the possible loss of the amount invested. Actual settlement values, accrued interest, and amortized cost amounts may vary for securities subject to an adjustable interest rate or subject to principal paydowns. Any changes to the values shown may be reflected within the next monthly statement's beginning values.

Rating Information provided for ratings is based upon a good faith inquiry of selected sources, but its accuracy and completeness cannot be guaranteed.

Shares of some local government investment programs and TERM funds are marketed through representatives of PFMAM's affiliate, PFM Fund Distributors, Inc. which is registered with the SEC as a broker/dealer and is a member of the Financial Industry Regulatory Authority ("FINRA") and the Municipal Securities Rulemaking Board ("MSRB"). You may reach the FINRA by calling the FINRA Hotline at 1-800-289-9999 or at the FINRA website address <https://www.finra.org/investors/investor-contacts>. A brochure describing the FINRA Regulation Public Disclosure Program is also available from FINRA upon request.

Key Terms and Definitions

Dividends on local government investment program funds consist of interest earned, plus any discount ratably amortized to the date of maturity, plus all realized gains and losses on the sale of securities prior to maturity, less ratably amortization of any premium and all accrued expenses to the fund. Dividends are accrued daily and may be paid either monthly or quarterly. The monthly earnings on this statement represent the estimated dividend accrued for the month for any program that distributes earnings on a quarterly basis. There is no guarantee that the estimated amount will be paid on the actual distribution date.

Current Yield is the net change, exclusive of capital changes and income other than investment income, in the value of a hypothetical fund account with a balance of one share over the seven-day base period including the statement date, expressed as a percentage of the value of one share (normally \$1.00 per share) at the beginning of the seven-day period. This resulting net change in account value is then annualized by multiplying it by

365 and dividing the result by 7. The yields quoted should not be considered a representation of the yield of the fund in the future, since the yield is not fixed.

Average maturity represents the average maturity of all securities and investments of a portfolio, determined by multiplying the par or principal value of each security or investment by its maturity (days or years), summing the products, and dividing the sum by the total principal value of the portfolio. The stated maturity date of mortgage backed or callable securities are used in this statement. However the actual maturity of these securities could vary depending on the level or prepayments on the underlying mortgages or whether a callable security has or is still able to be called.

Monthly distribution yield represents the net change in the value of one share (normally \$1.00 per share) resulting from all dividends declared during the month by a fund expressed as a percentage of the value of one share at the beginning of the month. This resulting net change is then annualized by multiplying it by 365 and dividing it by the number of calendar days in the month.

YTM at Cost The yield to maturity at cost is the expected rate of return, based on the original cost, the annual interest receipts, maturity value and the time period from purchase date to maturity, stated as a percentage, on an annualized basis.

YTM at Market The yield to maturity at market is the rate of return, based on the current market value, the annual interest receipts, maturity value and the time period remaining until maturity, stated as a percentage, on an annualized basis.

Managed Account A portfolio of investments managed discretely by PFMAM according to the client's specific investment policy and requirements. The investments are directly owned by the client and held by the client's custodian.

Unsettled Trade A trade which has been executed however the final consummation of the security transaction and payment has not yet taken place.

Please review the detail pages of this statement carefully. If you think your statement is wrong, missing account information, or if you need more information about a transaction, please contact PFMAM within 60 days of receipt. If you have other concerns or questions regarding your account, or to request an updated copy of PFMAM's current disclosure statement, please contact a member of your client management team at PFMAM Service Operations at the address below.

PFM Asset Management LLC
Attn: Service Operations
213 Market Street
Harrisburg, PA 17101

NOT FDIC INSURED NO BANK GUARANTEE MAY LOSE VALUE

Managed Account Summary Statement

For the Month Ending **April 30, 2022**

GOLETA GENERAL FUND - 31912525

Transaction Summary - Managed Account

Opening Market Value	\$9,049,020.02
Maturities/Calls	(280,000.00)
Principal Dispositions	0.00
Principal Acquisitions	190,390.10
Unsettled Trades	0.00
Change in Current Value	(32,397.40)
Closing Market Value	\$8,927,012.72

Cash Transactions Summary - Managed Account

Maturities/Calls	283,150.00
Sale Proceeds	0.00
Coupon/Interest/Dividend Income	2,770.64
Principal Payments	0.00
Security Purchases	(190,487.60)
Net Cash Contribution	1,355,509.06
Reconciling Transactions	0.00

Earnings Reconciliation (Cash Basis) - Managed Account

Interest/Dividends/Coupons Received	5,920.64
Less Purchased Interest Related to Interest/Coupons	(97.50)
Plus Net Realized Gains/Losses	(5,397.66)
Total Cash Basis Earnings	\$425.48

Cash Balance

Closing Cash Balance **\$2,690,985.84**

Earnings Reconciliation (Accrual Basis)

	Total
Ending Amortized Value of Securities	9,126,136.21
Ending Accrued Interest	25,498.56
Plus Proceeds from Sales	0.00
Plus Proceeds of Maturities/Calls/Principal Payments	283,150.00
Plus Coupons/Dividends Received	2,770.64
Less Cost of New Purchases	(190,487.60)
Less Beginning Amortized Value of Securities	(9,218,808.19)
Less Beginning Accrued Interest	(23,380.75)
Total Accrual Basis Earnings	\$4,878.87

Portfolio Summary and Statistics

For the Month Ending **April 30, 2022**

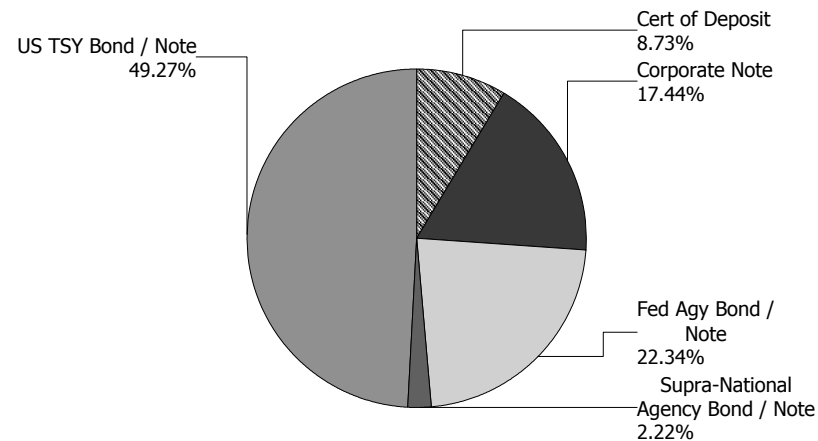
GOLETA GENERAL FUND - 31912525

Account Summary

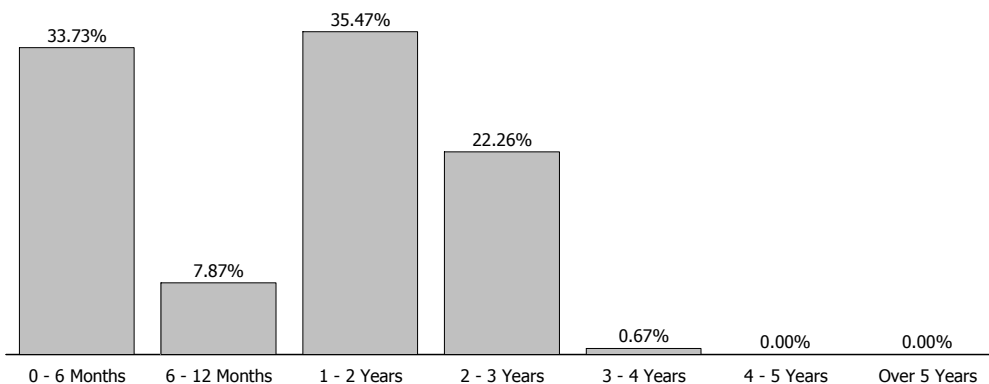
Description	Par Value	Market Value	Percent
U.S. Treasury Bond / Note	4,495,000.00	4,397,207.80	49.27
Supra-National Agency Bond / Note	210,000.00	198,539.25	2.22
Federal Agency Bond / Note	2,030,000.00	1,994,384.17	22.34
Corporate Note	1,585,000.00	1,557,309.90	17.44
Certificate of Deposit	780,000.00	779,571.60	8.73
Managed Account Sub-Total	9,100,000.00	8,927,012.72	100.00%
Accrued Interest		25,498.56	
Total Portfolio	9,100,000.00	8,952,511.28	

Unsettled Trades **0.00** **0.00**

Sector Allocation



Maturity Distribution



Characteristics

Yield to Maturity at Cost	0.68%
Yield to Maturity at Market	2.09%
Weighted Average Days to Maturity	454

Managed Account Issuer Summary

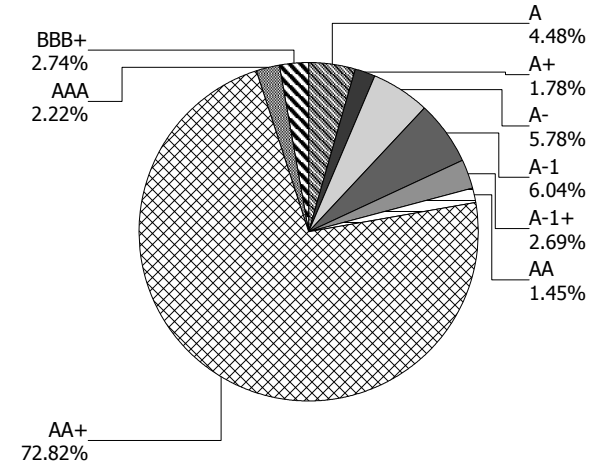
For the Month Ending **April 30, 2022**

GOLETA GENERAL FUND - 31912525

Issuer Summary

Issuer	Market Value of Holdings	Percent
ADOBE INC	14,945.70	0.17
AMAZON.COM INC	129,605.45	1.45
AMERICAN HONDA FINANCE	189,427.89	2.12
APPLE INC	108,144.88	1.21
BANK OF AMERICA CO	122,649.50	1.37
CATERPILLAR INC	75,000.45	0.84
CHARLES SCHWAB	28,701.36	0.32
CITIGROUP INC	69,135.43	0.77
COMCAST CORP	70,025.20	0.78
DEERE & COMPANY	156,806.16	1.76
FANNIE MAE	706,563.82	7.92
FEDERAL FARM CREDIT BANKS	197,420.00	2.21
FEDERAL HOME LOAN BANKS	168,949.06	1.89
FREDDIE MAC	921,451.29	10.33
GOLDMAN SACHS GROUP INC	88,104.06	0.99
HONEYWELL INTERNATIONAL	25,031.53	0.28
INTER-AMERICAN DEVELOPMENT BANK	198,539.25	2.22
JP MORGAN CHASE & CO	134,194.79	1.50
MORGAN STANLEY	87,484.77	0.98
NORDEA BANK ABP	240,336.96	2.69
PACCAR FINANCIAL CORP	34,344.98	0.38
SKANDINAVISKA ENSKILDA BANKEN AB	240,344.64	2.69
THE BANK OF NEW YORK MELLON CORPORATION	114,106.56	1.28
TOYOTA MOTOR CORP	71,455.95	0.80
UBS AG	298,890.00	3.35
UNITED STATES TREASURY	4,397,207.80	49.27
UNITEDHEALTH GROUP INC	38,145.24	0.43
Total	\$8,927,012.72	100.00%

Credit Quality (S&P Ratings)



Managed Account Detail of Securities Held

For the Month Ending **April 30, 2022**

GOLETA GENERAL FUND - 31912525

Security Type/Description	CUSIP	Par	S&P Rating	Moody's Rating	Trade Date	Settle Date	Original Cost	YTM at Cost	Accrued Interest	Amortized Cost	Market Value
U.S. Treasury Bond / Note											
US TREASURY NOTES DTD 05/31/2017 1.750% 05/31/2022	912828XR6	385,000.00	AA+	Aaa	05/28/20	06/01/20	396,971.09	0.19	2,813.46	385,492.64	385,300.76
US TREASURY NOTES DTD 07/15/2019 1.750% 07/15/2022	9128287C8	190,000.00	AA+	Aaa	06/29/20	06/30/20	196,130.47	0.17	973.62	190,617.16	190,326.57
US TREASURY NOTES DTD 07/31/2017 1.875% 07/31/2022	9128282P4	415,000.00	AA+	Aaa	04/06/21	04/13/21	424,532.03	0.11	1,934.56	416,829.99	415,972.68
US TREASURY NOTES DTD 08/31/2017 1.625% 08/31/2022	9128282S8	110,000.00	AA+	Aaa	10/21/19	10/25/19	110,133.20	1.58	301.15	110,015.61	110,154.68
US TREASURY NOTES DTD 09/15/2019 1.500% 09/15/2022	912828YF1	145,000.00	AA+	Aaa	02/03/20	02/03/20	145,589.06	1.34	277.79	145,084.50	145,135.94
US TREASURY NOTES DTD 02/15/2020 1.375% 02/15/2023	912828Z86	250,000.00	AA+	Aaa	03/02/20	03/03/20	254,228.52	0.79	712.19	251,136.49	248,984.38
US TREASURY NOTES DTD 02/28/2018 2.625% 02/28/2023	9128284A5	240,000.00	AA+	Aaa	03/09/20	03/10/20	255,318.75	0.46	1,061.41	244,277.96	241,237.49
US TREASURY NOTES DTD 05/31/2018 2.750% 05/31/2023	9128284S6	400,000.00	AA+	Aaa	11/16/20	11/17/20	425,734.38	0.20	4,593.41	410,989.28	402,187.52
US TREASURY NOTES DTD 06/15/2020 0.250% 06/15/2023	912828ZU7	175,000.00	AA+	Aaa	12/15/20	12/16/20	175,451.17	0.15	164.66	175,203.05	171,144.54
US TREASURY NOTES DTD 10/15/2020 0.125% 10/15/2023	91282CAP6	400,000.00	AA+	Aaa	11/16/20	11/17/20	398,781.25	0.23	21.86	399,389.48	386,375.00
US TREASURY NOTES DTD 01/15/2021 0.125% 01/15/2024	91282CBE0	265,000.00	AA+	Aaa	02/02/21	02/05/21	264,585.94	0.18	97.00	264,759.43	253,944.52
US TREASURY NOTES DTD 02/15/2021 0.125% 02/15/2024	91282CBM2	320,000.00	AA+	Aaa	02/26/21	03/01/21	318,125.00	0.32	82.87	318,863.90	305,849.98
US TREASURY N/B NOTES DTD 08/15/2021 0.375% 08/15/2024	91282CCT6	300,000.00	AA+	Aaa	09/01/21	09/03/21	299,648.44	0.42	233.08	299,726.78	283,875.00
US TREASURY N/B NOTES DTD 10/15/2021 0.625% 10/15/2024	91282CDB4	200,000.00	AA+	Aaa	11/08/21	11/09/21	199,539.06	0.70	54.64	199,613.52	189,531.24

Managed Account Detail of Securities Held

For the Month Ending **April 30, 2022**

GOLETA GENERAL FUND - 31912525

Security Type/Description Dated Date/Coupon/Maturity	CUSIP	Par	S&P Rating	Moody's Rating	Trade Date	Settle Date	Original Cost	YTM at Cost	Accrued Interest	Amortized Cost	Market Value
U.S. Treasury Bond / Note											
US TREASURY N/B NOTES DTD 12/15/2021 1.000% 12/15/2024	91282CDN8	700,000.00	AA+	Aaa	01/24/22	01/25/22	696,035.16	1.20	2,634.62	696,395.94	667,187.50
Security Type Sub-Total		4,495,000.00					4,560,803.52	0.50	15,956.32	4,508,395.73	4,397,207.80
Supra-National Agency Bond / Note											
INTER-AMERICAN DEVEL BK NOTES DTD 09/23/2021 0.500% 09/23/2024	4581X0DZ8	210,000.00	AAA	Aaa	09/15/21	09/23/21	209,844.60	0.52	110.83	209,875.79	198,539.25
Security Type Sub-Total		210,000.00					209,844.60	0.52	110.83	209,875.79	198,539.25
Federal Agency Bond / Note											
FREDDIE MAC NOTES DTD 06/08/2020 0.250% 06/08/2022	3134GVJ66	500,000.00	AA+	Aaa	06/04/20	06/08/20	499,760.00	0.27	496.53	499,987.51	499,672.50
FEDERAL HOME LOAN BANK NOTES DTD 10/22/2020 0.125% 10/21/2022	3130AKDH6	170,000.00	AA+	Aaa	10/21/20	10/22/20	169,775.60	0.19	5.90	169,946.75	168,949.06
FEDERAL FARM CREDIT BANK NOTES DTD 02/03/2021 0.125% 02/03/2023	3133EMPH9	200,000.00	AA+	Aaa	01/26/21	02/03/21	199,888.00	0.15	61.11	199,957.35	197,420.00
FANNIE MAE NOTES DTD 05/22/2020 0.250% 05/22/2023	3135G04O3	485,000.00	AA+	Aaa	05/28/20	06/01/20	483,685.65	0.34	535.52	484,532.41	475,142.38
FREDDIE MAC NOTES DTD 06/11/2018 2.750% 06/19/2023	3137EAEN5	65,000.00	AA+	Aaa	04/13/20	04/15/20	69,861.35	0.38	655.42	66,735.00	65,331.89
FANNIE MAE NOTES DTD 11/25/2020 0.250% 11/27/2023	3135G06H1	240,000.00	AA+	Aaa	11/24/20	11/30/20	239,875.20	0.27	256.67	239,934.29	231,421.44
FREDDIE MAC NOTES DTD 12/04/2020 0.250% 12/04/2023	3137EAFA2	370,000.00	AA+	Aaa	12/02/20	12/04/20	369,633.70	0.28	377.71	369,805.31	356,446.90
Security Type Sub-Total		2,030,000.00					2,032,479.50	0.28	2,388.86	2,030,898.62	1,994,384.17
Corporate Note											

Managed Account Detail of Securities Held

For the Month Ending **April 30, 2022**

GOLETA GENERAL FUND - 31912525

Security Type/Description	CUSIP	Par	S&P Rating	Moody's Rating	Trade Date	Settle Date	Original Cost	YTM at Cost	Accrued Interest	Amortized Cost	Market Value
Corporate Note											
CATERPILLAR FINL SERVICE CORPORATE NOTES DTD 05/15/2020 0.950% 05/13/2022	14913R2B2	75,000.00	A	A2	05/12/20	05/15/20	74,933.25	1.00	332.50	74,998.90	75,000.45
AMERICAN HONDA FINANCE DTD 06/27/2019 2.200% 06/27/2022	02665WCY5	100,000.00	A-	A3	06/24/19	06/27/19	99,908.00	2.23	757.78	99,995.22	100,121.70
JOHN DEERE CAPITAL CORP CORPORATE NOTES DTD 06/04/2020 0.550% 07/05/2022	24422EVG1	80,000.00	A	A2	06/01/20	06/04/20	79,983.20	0.56	141.78	79,998.57	79,901.84
HONEYWELL INTERNATIONAL (CALLABLE) NOTE DTD 08/08/2019 2.150% 08/08/2022	438516BT2	25,000.00	A	A2	07/30/19	08/08/19	24,974.75	2.19	123.92	24,997.72	25,031.53
APPLE INC CORPORATE NOTES DTD 09/11/2019 1.700% 09/11/2022	037833DL1	35,000.00	AA+	Aaa	09/04/19	09/11/19	34,994.05	1.71	82.64	34,999.28	35,038.85
ADOBE INC CORP NOTE DTD 02/03/2020 1.700% 02/01/2023	00724PAA7	15,000.00	A+	A2	01/22/20	02/03/20	14,979.45	1.75	63.75	14,994.82	14,945.70
AMERICAN HONDA FINANCE DTD 01/10/2020 1.950% 05/10/2023	02665WDH1	90,000.00	A-	A3	01/07/20	01/10/20	89,966.70	1.96	833.63	89,989.76	89,306.19
PACCAR FINANCIAL CORP CORPORATE NOTES DTD 06/08/2020 0.800% 06/08/2023	69371RQ82	35,000.00	A+	A1	06/01/20	06/08/20	34,951.35	0.85	111.22	34,982.10	34,344.98
JOHN DEERE CAPITAL CORP CORPORATE NOTES DTD 03/04/2021 0.450% 01/17/2024	24422EVN6	80,000.00	A	A2	03/01/21	03/04/21	79,943.20	0.48	104.00	79,966.10	76,904.32
GOLDMAN SACHS GROUP INC CORPORATE NOTES DTD 03/08/2021 0.673% 03/08/2024	38141GXZ2	90,000.00	BBB+	A2	05/04/21	05/06/21	90,174.60	0.60	89.17	90,113.99	88,104.06
CHARLES SCHWAB CORP NOTES (CALLABLE) DTD 03/18/2021 0.750% 03/18/2024	808513BN4	30,000.00	A	A2	03/16/21	03/18/21	29,985.00	0.77	26.88	29,990.60	28,701.36

Managed Account Detail of Securities Held

For the Month Ending **April 30, 2022**

GOLETA GENERAL FUND - 31912525

Security Type/Description	Dated Date/Coupon/Maturity	CUSIP	Par	S&P Rating	Moody's Rating	Trade Date	Settle Date	Original Cost	YTM at Cost	Accrued Interest	Amortized Cost	Market Value
Corporate Note												
MORGAN STANLEY CORP NOTES (CALLABLE) DTD 04/22/2021 0.731% 04/05/2024		61772BAA1	90,000.00	BBB+	A1	04/29/21	05/03/21	90,288.90	0.62	47.52	90,139.51	87,484.77
BANK OF NY MELLON CORP NOTES (CALLABLE) DTD 04/26/2021 0.500% 04/26/2024		06406RAS6	120,000.00	A	A1	04/29/21	05/03/21	120,072.00	0.48	8.33	120,047.30	114,106.56
UNITEDHEALTH GROUP INC (CALLABLE) CORP N DTD 05/19/2021 0.550% 05/15/2024		91324PEB4	40,000.00	A+	A3	05/17/21	05/19/21	39,958.40	0.59	101.44	39,971.62	38,145.24
BANC OF AMERICA CORP (CALLABLE) DTD 05/19/2020 1.486% 05/19/2024		06051GJC4	125,000.00	A-	A2	05/14/20	05/19/20	125,000.00	1.49	835.88	125,000.00	122,649.50
APPLE INC (CALLABLE) CORPORATE NOTES DTD 09/11/2019 1.800% 09/11/2024		037833DM9	75,000.00	AA+	Aaa	07/29/21	08/02/21	77,889.00	0.55	187.50	77,177.86	73,106.03
TOYOTA MOTOR CREDIT CORP CORPORATE NOTES DTD 01/13/2022 1.450% 01/13/2025		89236TJT3	75,000.00	A+	A1	01/24/22	01/26/22	74,790.00	1.55	326.25	74,808.42	71,455.95
COMCAST CORP (CALLABLE) NOTE DTD 08/12/2014 3.375% 02/15/2025		20030NBL4	70,000.00	A-	A3	01/24/22	01/26/22	73,502.80	1.69	498.75	73,177.83	70,025.20
JPMORGAN CHASE & CO CORP NOTES (CALLABLE) DTD 06/01/2017 3.220% 03/01/2025		46647PAH9	75,000.00	A-	A2	07/29/21	08/02/21	79,604.25	1.45	402.50	78,274.79	74,320.73
AMAZON.COM INC CORPORATE NOTES DTD 04/13/2022 3.000% 04/13/2025		023135CE4	130,000.00	AA	A1	04/20/22	04/22/22	130,149.50	2.96	195.00	130,148.26	129,605.45
CITIGROUP INC CORP NOTES DTD 04/27/2015 3.300% 04/27/2025		172967JP7	70,000.00	BBB+	A3	01/24/22	01/26/22	73,210.90	1.84	25.67	72,953.92	69,135.43
JPMORGAN CHASE & CO (CALLABLE) CORPORATE DTD 04/26/2022 4.080% 04/26/2026		46647PCZ7	60,000.00	A-	A2	04/20/22	04/26/22	60,240.60	3.97	34.00	60,239.50	59,874.06
Security Type Sub-Total			1,585,000.00					1,599,499.90	1.44	5,330.11	1,596,966.07	1,557,309.90

Managed Account Detail of Securities Held

For the Month Ending **April 30, 2022**

GOLETA GENERAL FUND - 31912525

Security Type/Description Dated Date/Coupon/Maturity	CUSIP	Par	S&P Rating	Moody's Rating	Trade Date	Settle Date	Original Cost	YTM at Cost	Accrued Interest	Amortized Cost	Market Value
Certificate of Deposit											
UBS AG STAMFORD CT CERT DEPOS DTD 02/18/2021 0.250% 08/16/2022	90275DNC0	300,000.00	A-1	P-1	02/16/21	02/18/21	300,000.00	0.25	154.17	300,000.00	298,890.00
NORDEA BANK ABP NEW YORK CERT DEPOS DTD 08/29/2019 1.850% 08/26/2022	65558TLL7	240,000.00	A-1+	P-1	08/27/19	08/29/19	240,000.00	1.84	764.67	240,000.00	240,336.96
SKANDINAV ENSKILDA BANK LT CD DTD 09/03/2019 1.860% 08/26/2022	83050PDR7	240,000.00	A-1	P-1	08/29/19	09/03/19	240,000.00	1.85	793.60	240,000.00	240,344.64
Security Type Sub-Total		780,000.00					780,000.00	1.24	1,712.44	780,000.00	779,571.60
Managed Account Sub-Total		9,100,000.00					9,182,627.52	0.68	25,498.56	9,126,136.21	8,927,012.72
Securities Sub-Total		\$9,100,000.00					\$9,182,627.52	0.68%	\$25,498.56	\$9,126,136.21	\$8,927,012.72
Accrued Interest											\$25,498.56
Total Investments											\$8,952,511.28

Managed Account Fair Market Value & Analytics

For the Month Ending **April 30, 2022**

GOLETA GENERAL FUND - 31912525

Security Type/Description Dated Date/Coupon/Maturity	CUSIP	Par	Broker	Next Call Date	Market Price	Market Value	Unreal G/L On Cost	Unreal G/L Amort Cost	Effective Duration	YTM at Mkt
U.S. Treasury Bond / Note										
US TREASURY NOTES DTD 05/31/2017 1.750% 05/31/2022	912828XR6	385,000.00	NOMURA		100.08	385,300.76	(11,670.33)	(191.88)	0.09	0.83
US TREASURY NOTES DTD 07/15/2019 1.750% 07/15/2022	9128287C8	190,000.00	MERRILL		100.17	190,326.57	(5,803.90)	(290.59)	0.21	0.93
US TREASURY NOTES DTD 07/31/2017 1.875% 07/31/2022	9128282P4	415,000.00	NOMURA		100.23	415,972.68	(8,559.35)	(857.31)	0.26	0.95
US TREASURY NOTES DTD 08/31/2017 1.625% 08/31/2022	9128282S8	110,000.00	CITIGRP		100.14	110,154.68	21.48	139.07	0.34	1.20
US TREASURY NOTES DTD 09/15/2019 1.500% 09/15/2022	912828YF1	145,000.00	MERRILL		100.09	145,135.94	(453.12)	51.44	0.38	1.25
US TREASURY NOTES DTD 02/15/2020 1.375% 02/15/2023	912828Z86	250,000.00	CITIGRP		99.59	248,984.38	(5,244.14)	(2,152.11)	0.79	1.89
US TREASURY NOTES DTD 02/28/2018 2.625% 02/28/2023	9128284A5	240,000.00	NOMURA		100.52	241,237.49	(14,081.26)	(3,040.47)	0.83	2.00
US TREASURY NOTES DTD 05/31/2018 2.750% 05/31/2023	9128284S6	400,000.00	CITIGRP		100.55	402,187.52	(23,546.86)	(8,801.76)	1.07	2.24
US TREASURY NOTES DTD 06/15/2020 0.250% 06/15/2023	912828ZU7	175,000.00	NOMURA		97.80	171,144.54	(4,306.63)	(4,058.51)	1.13	2.24
US TREASURY NOTES DTD 10/15/2020 0.125% 10/15/2023	91282CAP6	400,000.00	RBS		96.59	386,375.00	(12,406.25)	(13,014.48)	1.46	2.52
US TREASURY NOTES DTD 01/15/2021 0.125% 01/15/2024	91282CBE0	265,000.00	WELLS_F		95.83	253,944.52	(10,641.42)	(10,814.91)	1.71	2.64
US TREASURY NOTES DTD 02/15/2021 0.125% 02/15/2024	91282CBM2	320,000.00	RBS		95.58	305,849.98	(12,275.02)	(13,013.92)	1.80	2.66
US TREASURY N/B NOTES DTD 08/15/2021 0.375% 08/15/2024	91282CCT6	300,000.00	GOLDMAN		94.63	283,875.00	(15,773.44)	(15,851.78)	2.29	2.81
US TREASURY N/B NOTES DTD 10/15/2021 0.625% 10/15/2024	91282CDB4	200,000.00	MORGAN_		94.77	189,531.24	(10,007.82)	(10,082.28)	2.45	2.84
US TREASURY N/B NOTES DTD 12/15/2021 1.000% 12/15/2024	91282CDN8	700,000.00	JPM_CHA		95.31	667,187.50	(28,847.66)	(29,208.44)	2.59	2.87
Security Type Sub-Total		4,495,000.00				4,397,207.80	(163,595.72)	(111,187.93)	1.29	2.08

Supra-National Agency Bond / Note

Managed Account Fair Market Value & Analytics

For the Month Ending **April 30, 2022**

GOLETA GENERAL FUND - 31912525

Security Type/Description	CUSIP	Par	Broker	Next Call Date	Market Price	Market Value	Unreal G/L On Cost	Unreal G/L Amort Cost	Effective Duration	YTM at Mkt
Supra-National Agency Bond / Note										
INTER-AMERICAN DEVEL BK NOTES DTD 09/23/2021 0.500% 09/23/2024	4581X0DZ8	210,000.00	JPM_CHA		94.54	198,539.25	(11,305.35)	(11,336.54)	2.39	2.87
Security Type Sub-Total		210,000.00				198,539.25	(11,305.35)	(11,336.54)	2.39	2.87
Federal Agency Bond / Note										
FREDDIE MAC NOTES DTD 06/08/2020 0.250% 06/08/2022	3134GVJ66	500,000.00	NOMURA		99.93	499,672.50	(87.50)	(315.01)	0.11	0.87
FEDERAL HOME LOAN BANK NOTES DTD 10/22/2020 0.125% 10/21/2022	3130AKDH6	170,000.00	CITIGRP		99.38	168,949.06	(826.54)	(997.69)	0.48	1.44
FEDERAL FARM CREDIT BANK NOTES DTD 02/03/2021 0.125% 02/03/2023	3133EMPH9	200,000.00	TD		98.71	197,420.00	(2,468.00)	(2,537.35)	0.76	1.85
FANNIE MAE NOTES DTD 05/22/2020 0.250% 05/22/2023	3135G04O3	485,000.00	TD		97.97	475,142.38	(8,543.27)	(9,390.03)	1.06	2.20
FREDDIE MAC NOTES DTD 06/11/2018 2.750% 06/19/2023	3137EAEN5	65,000.00	MKTX		100.51	65,331.89	(4,529.46)	(1,403.11)	1.12	2.29
FANNIE MAE NOTES DTD 11/25/2020 0.250% 11/27/2023	3135G06H1	240,000.00	MORGAN_		96.43	231,421.44	(8,453.76)	(8,512.85)	1.57	2.58
FREDDIE MAC NOTES DTD 12/04/2020 0.250% 12/04/2023	3137EAFA2	370,000.00	CITIGRP		96.34	356,446.90	(13,186.80)	(13,358.41)	1.59	2.61
Security Type Sub-Total		2,030,000.00				1,994,384.17	(38,095.33)	(36,514.45)	0.90	1.89
Corporate Note										
CATERPILLAR FINL SERVICE CORPORATE NOTES DTD 05/15/2020 0.950% 05/13/2022	14913R2B2	75,000.00	CITIGRP		100.00	75,000.45	67.20	1.55	0.04	0.93
AMERICAN HONDA FINANCE DTD 06/27/2019 2.200% 06/27/2022	02665WCY5	100,000.00	MERRILL		100.12	100,121.70	213.70	126.48	0.16	1.42
JOHN DEERE CAPITAL CORP CORPORATE NOTES DTD 06/04/2020 0.550% 07/05/2022	24422EVG1	80,000.00	HSBC		99.88	79,901.84	(81.36)	(96.73)	0.18	1.23

Managed Account Fair Market Value & Analytics

For the Month Ending **April 30, 2022**

GOLETA GENERAL FUND - 31912525

Security Type/Description	CUSIP	Par	Broker	Next Call Date	Market Price	Market Value	Unreal G/L On Cost	Unreal G/L Amort Cost	Effective Duration	YTM at Mkt
Corporate Note										
HONEYWELL INTERNATIONAL (CALLABLE) NOTE DTD 08/08/2019 2.150% 08/08/2022	438516BT2	25,000.00	DEUTSCHE	07/08/22	100.13	25,031.53	56.78	33.81	0.19	1.68
APPLE INC CORPORATE NOTES DTD 09/11/2019 1.700% 09/11/2022	037833DL1	35,000.00	GOLDMAN		100.11	35,038.85	44.80	39.57	0.37	1.39
ADOBE INC CORP NOTE DTD 02/03/2020 1.700% 02/01/2023	00724PAA7	15,000.00	MERRILL		99.64	14,945.70	(33.75)	(49.12)	0.75	2.19
AMERICAN HONDA FINANCE DTD 01/10/2020 1.950% 05/10/2023	02665WDH1	90,000.00	SOCGEN		99.23	89,306.19	(660.51)	(683.57)	1.02	2.72
PACCAR FINANCIAL CORP CORPORATE NOTES DTD 06/08/2020 0.800% 06/08/2023	69371RO82	35,000.00	TD		98.13	34,344.98	(606.37)	(637.12)	1.10	2.53
JOHN DEERE CAPITAL CORP CORPORATE NOTES DTD 03/04/2021 0.450% 01/17/2024	24422EVN6	80,000.00	GOLDMAN		96.13	76,904.32	(3,038.88)	(3,061.78)	1.71	2.78
GOLDMAN SACHS GROUP INC CORPORATE NOTES DTD 03/08/2021 0.673% 03/08/2024	38141GXZ2	90,000.00	GOLDMAN		97.89	88,104.06	(2,070.54)	(2,009.93)	1.85	1.83
CHARLES SCHWAB CORP NOTES (CALLABLE) DTD 03/18/2021 0.750% 03/18/2024	808513BN4	30,000.00	CSFB	02/18/24	95.67	28,701.36	(1,283.64)	(1,289.24)	1.79	3.13
MORGAN STANLEY CORP NOTES (CALLABLE) DTD 04/22/2021 0.731% 04/05/2024	61772BAA1	90,000.00	JSEB	04/05/23	97.21	87,484.77	(2,804.13)	(2,654.74)	0.93	2.22
BANK OF NY MELLON CORP NOTES (CALLABLE) DTD 04/26/2021 0.500% 04/26/2024	06406RAS6	120,000.00	CITIGRP	03/26/24	95.09	114,106.56	(5,965.44)	(5,940.74)	1.90	3.06
UNITEDHEALTH GROUP INC (CALLABLE) CORP N DTD 05/19/2021 0.550% 05/15/2024	91324PEB4	40,000.00	CITIGRP	05/15/22	95.36	38,145.24	(1,813.16)	(1,826.38)	0.07	2.91
BANC OF AMERICA CORP (CALLABLE) DTD 05/19/2020 1.486% 05/19/2024	06051GJC4	125,000.00	MERRILL	05/19/23	98.12	122,649.50	(2,350.50)	(2,350.50)	1.04	2.43
APPLE INC (CALLABLE) CORPORATE NOTES DTD 09/11/2019 1.800% 09/11/2024	037833DM9	75,000.00	JPM_CHA	08/11/24	97.47	73,106.03	(4,782.97)	(4,071.83)	2.24	2.91

Managed Account Fair Market Value & Analytics

For the Month Ending **April 30, 2022**

GOLETA GENERAL FUND - 31912525

Security Type/Description	Dated Date/Coupon/Maturity	CUSIP	Par	Broker	Next Call Date	Market Price	Market Value	Unreal G/L On Cost	Unreal G/L Amort Cost	Effective Duration	YTM at Mkt
Corporate Note											
TOYOTA MOTOR CREDIT CORP CORPORATE NOTES	DTD 01/13/2022 1.450% 01/13/2025	89236TJT3	75,000.00	JPM_CHA		95.27	71,455.95	(3,334.05)	(3,352.47)	2.65	3.29
COMCAST CORP (CALLABLE) NOTE	DTD 08/12/2014 3.375% 02/15/2025	20030NBL4	70,000.00	MKTX	11/15/24	100.04	70,025.20	(3,477.60)	(3,152.63)	2.44	3.36
JPMORGAN CHASE & CO CORP NOTES (CALLABLE)	DTD 06/01/2017 3.220% 03/01/2025	46647PAH9	75,000.00	SUSQ	03/01/24	99.09	74,320.73	(5,283.52)	(3,954.06)	1.79	3.56
AMAZON.COM INC CORPORATE NOTES	DTD 04/13/2022 3.000% 04/13/2025	023135CE4	130,000.00	CITIGRP		99.70	129,605.45	(544.05)	(542.81)	2.85	3.11
CITIGROUP INC CORP NOTES	DTD 04/27/2015 3.300% 04/27/2025	172967JP7	70,000.00	MORGAN_		98.76	69,135.43	(4,075.47)	(3,818.49)	2.87	3.74
JPMORGAN CHASE & CO (CALLABLE) CORPORATE	DTD 04/26/2022 4.080% 04/26/2026	46647PCZ7	60,000.00	JPM_CHA	04/26/25	99.79	59,874.06	(366.54)	(365.44)	2.84	4.14
Security Type Sub-Total			1,585,000.00				1,557,309.90	(42,190.00)	(39,656.17)	1.52	2.59
Certificate of Deposit											
UBS AG STAMFORD CT CERT DEPOS	DTD 02/18/2021 0.250% 08/16/2022	90275DNC0	300,000.00	UBS		99.63	298,890.00	(1,110.00)	(1,110.00)	0.30	1.49
NORDEA BANK ABP NEW YORK CERT DEPOS	DTD 08/29/2019 1.850% 08/26/2022	65558TLL7	240,000.00	MERRILL		100.14	240,336.96	336.96	336.96	0.33	1.41
SKANDINAV ENSKILDA BANK LT CD	DTD 09/03/2019 1.860% 08/26/2022	83050PDR7	240,000.00	BARCLAYS		100.14	240,344.64	344.64	344.64	0.33	1.40
Security Type Sub-Total			780,000.00				779,571.60	(428.40)	(428.40)	0.32	1.44
Managed Account Sub-Total			9,100,000.00				8,927,012.72	(255,614.80)	(199,123.49)	1.18	2.09

Managed Account Fair Market Value & Analytics

For the Month Ending **April 30, 2022**

GOLETA GENERAL FUND - 31912525

Securities Sub-Total	\$9,100,000.00	\$8,927,012.72	(\$255,614.80)	(\$199,123.49)	1.18	2.09%
Accrued Interest		\$25,498.56				
Total Investments		\$8,952,511.28				

Managed Account Security Transactions & Interest

For the Month Ending **April 30, 2022**

GOLETA GENERAL FUND - 31912525

Transaction Type		Security Description	CUSIP	Par	Principal Proceeds	Accrued Interest	Total	Realized G/L Cost	Realized G/L Amort Cost	Sale Method
Trade	Settle									
BUY										
04/20/22	04/22/22	AMAZON.COM INC CORPORATE NOTES DTD 04/13/2022 3.000% 04/13/2025	023135CE4	130,000.00	(130,149.50)	(97.50)	(130,247.00)			
04/20/22	04/26/22	JPMORGAN CHASE & CO (CALLABLE) CORPORATE DTD 04/26/2022 4.080% 04/26/2026	46647PCZ7	60,000.00	(60,240.60)	0.00	(60,240.60)			
Transaction Type Sub-Total				190,000.00	(190,390.10)	(97.50)	(190,487.60)			
INTEREST										
04/01/22	04/01/22	MONEY MARKET FUND	MONEY0002	0.00	0.00	5.44	5.44			
04/05/22	04/05/22	MORGAN STANLEY CORP NOTES (CALLABLE) DTD 04/22/2021 0.731% 04/05/2024	61772BAA1	90,000.00	0.00	328.95	328.95			
04/15/22	04/15/22	US TREASURY NOTES DTD 10/15/2020 0.125% 10/15/2023	91282CAP6	400,000.00	0.00	250.00	250.00			
04/15/22	04/15/22	US TREASURY N/B NOTES DTD 10/15/2021 0.625% 10/15/2024	91282CDB4	200,000.00	0.00	625.00	625.00			
04/21/22	04/21/22	FEDERAL HOME LOAN BANK NOTES DTD 10/22/2020 0.125% 10/21/2022	3130AKDH6	170,000.00	0.00	106.25	106.25			
04/26/22	04/26/22	BANK OF NY MELLON CORP NOTES (CALLABLE) DTD 04/26/2021 0.500% 04/26/2024	06406RAS6	120,000.00	0.00	300.00	300.00			
04/27/22	04/27/22	CITIGROUP INC CORP NOTES DTD 04/27/2015 3.300% 04/27/2025	172967JP7	70,000.00	0.00	1,155.00	1,155.00			
Transaction Type Sub-Total				1,050,000.00	0.00	2,770.64	2,770.64			
MATURITY										
04/15/22	04/15/22	US TREASURY NOTES DTD 04/15/2019 2.250% 04/15/2022	9128286M7	170,000.00	170,000.00	1,912.50	171,912.50	(3,678.91)	0.00	
04/15/22	04/15/22	US TREASURY NOTES DTD 04/15/2019 2.250% 04/15/2022	9128286M7	110,000.00	110,000.00	1,237.50	111,237.50	(1,718.75)	0.00	
Transaction Type Sub-Total				280,000.00	280,000.00	3,150.00	283,150.00	(5,397.66)	0.00	

Managed Account Security Transactions & Interest

For the Month Ending **April 30, 2022**

GOLETA GENERAL FUND - 31912525

Transaction Type		Security Description	CUSIP	Par	Principal Proceeds	Accrued Interest	Total	Realized G/L Cost	Realized G/L Amort Cost	Sale Method
Trade	Settle									
Managed Account Sub-Total					89,609.90	5,823.14	95,433.04	(5,397.66)	0.00	
Total Security Transactions					\$89,609.90	\$5,823.14	\$95,433.04	(\$5,397.66)	\$0.00	

April 28 – May 11, 2022

Administration

Staff continues to attend Headquarter Buildings Upgrades Owner, Architect, Contractor (OAC) weekly meetings. Currently Newton Construction and their subcontractors are in the process of site compaction and installation of underground structural components.

Preparation of the District FY 2022-2023 Budget continues and staff is reviewing with the Finance Committee.

The annual site verification and commercial billing cycle for sewer user fees to be placed on the County tax roll.

Work on updating the District Design and Construction Standards is nearly complete and should go to the Engineering Committee for review in the near future.

Staff attended Special Engineering Committee.

Collection System

Staff came in at 3AM to mitigate traffic concerns while they hydro cleaned sewer lines in the vicinity of Storke Road and Hollister Avenue.

Staff assisted City of Goleta staff with a fiber optic communication that was drilled through a service lateral in the vicinity of Hollister Avenue and Storke Road.

Staff de-ragged pump 2 at Emily Lift Station and removed a mophead.

Staff cleared fallen eucalyptus tree on GWSD easement/open-space trail in the vicinity of Coronado Drive.

Staff continues to correspond with consultants regarding the proposed Ocean Meadows housing development located near the current UCSB Sierra Madre student housing. This development will include sewer facilities that are proposed to be dedicated to the District.

Staff reviewed plans and issued a Sewer Availability Letter for a proposed ADU at 8460 Vereda Del Padre in EMID.

Staff corresponded with consultants regarding sewer location and sizing for a proposed 5-unit building at 971 Embarcadero Del Mar.

In-house safety training was provided on safe operation and maintenance of the Case tractor, the easement machine, the Sullair portable air compressor, and the portable trash pump.

Staff completed the monthly facility safety inspection.

Industrial Waste & Environmental Compliance

Staff conducted an initial Industrial Wastewater Discharge inspection at Aeluma, Inc. Staff are gathering more information to issue an Industrial Wastewater Discharge permit to this facility.

Staff received and reviewed April estimates provided by Raytheon for well water utilized in their industrial processes and discharged to the sewer system.

Staff correspondence continues with ICRco, a digital x-ray manufacturer within the District. An Industrial Wastewater Discharge Permit will be issued to this facility once staff has gathered all necessary information.

Staff sent friendly reminders to the Class IV Industrial Users to conduct second quarter self-monitoring as required.

Street Sweeping

Graffiti: None reported.

Abandoned vehicles: None reported.

Hours: 31.3

Miles: 101.9

Loads: 14

Maintenance: Performed routine maintenance and inspections

Marborg: 03/24/2022 – 10.29 Tons

03/29/2022 – 9.77 Tons

04/05/2022 – 7.46 Tons

Table of Treatment Capacity in GSD Plant

GWSD Average Daily Flow	March 2022	MGD 2.060; 48.0306%
-------------------------	------------	---------------------



Sewer Operations Cleaning Summary from April 28, 2022 to May 11, 2022

Your environmental partner since 1954

Descriptor	Quantity
Feet Cleaned	
Hydroclean	2,952 ft.
Hydroflush	2,872 ft.
	<hr/>
	5,824 ft.
Lines Cleaned	
Hydroclean	15 lines
Hydroflush	7 lines
	<hr/>
	22 lines
Other Work Orders	
CCTV Work Order	33 Work Orders
Site Verification	11 Work Orders
Parcel Permit	2 Work Orders
	<hr/>
	46 Work Orders

Goleta West Sanitary District
Allowance of Claims
April 07, 2022 - April 28, 2022

Vendor ID	Vendor Name	Transaction Description	Posted Date	Document Amount
ADP01	ADP Inc	Payroll Svcs	4/14/2022	576.93
ADT01	ADT Security Service Inc*	Security Svc	4/19/2022	280.11
AQU01	Aqua-Flo Supply	Operations Supplies	4/19/2022	188.48
ASB01	Asbury Environmental Services	Recycle Oil	4/19/2022	95.00
BAR01	Bartlett Pringle & Wolf LLC	Acctng & Audit Svcs	4/19/2022	4,627.50
CAL03	Public Employees Health	CalPERS Health Insurance	4/21/2022	16,662.45
CAL12	CalPERS Public Employee's Retirement System	CalPERS Pension	4/15/2022	6,310.20
CITIG06	Channel Islands Technology Integrators' Group	Computer Support	4/21/2022	6,839.50
COA01	Coastal Copy	Office Equip Copier Support	4/19/2022	193.15
DUT01	Duthie Power Services	Facility Power Testing	4/19/2022	1,700.00
FIR01	First Bankcard	Operations Supplies	4/19/2022	1,073.94
FRO01	Frontier Communications	Phone Svc	4/19/2022	1,332.72
GOL04	Goleta Water District	Facility Water	4/19/2022	105.59
HOM01	Home Depot Credit Svcs	Operations Supplies	4/19/2022	1,907.92
LAR01	Larry's Auto Parts	Vehicle Repair Pts	4/19/2022	172.12
LIN01	Lincoln National Life Ins	Deferred Compensation	4/13/2022	4,366.74
MAR01	Marborg Industries	Waste Removal & Rolloff	4/19/2022	1,594.56
MCC02	McCormix Corporation	Diesel Fuel	4/19/2022	5,468.03
MIS01	Mission Linen Supply	Uniforms & Towels	4/19/2022	1,208.04
MSW01	Mountain Spring Water	Drinking Water	4/19/2022	113.00
NTN01	Newton Construction	District Bldg Project	4/19/2022	39,430.28
PFM01	PFM Asset Management LLC	Investment Svcs	4/19/2022	1,012.18
POD01	California Portable Storage Inc.	District Bldg Project Storage	4/19/2022	737.93
REL01	Reliance Standard Life Insurance	Insurance LTD	4/27/2022	1,219.73
SCA01	SCAP Southern California Alliance of	Membership SCAP	4/19/2022	538.00
SIL01	Silvia's Cleaning Company, Inc.	Janitorial Svc	4/19/2022	600.00
SOU02	Southern California Edison Co	Electricity	4/19/2022	5,370.27
SPE03	Special District Risk Management Authority	Insurance Life & Dental	4/19/2022	1,115.22
THE02	The Gas Company	Natural Gas	4/19/2022	158.24
THE08	The Regents of the University of California	Internet Svc	4/19/2022	103.25
UND01	Underground Service Alert	Dig Alerts	4/19/2022	99.10
VEN02	Venco Controls, Inc.	Generator Programming	4/19/2022	780.00
WEX01	WEX Bank	Vehicle Fuel	4/14/2022	1,217.18
Total Services & Supplies				107,197.36
Payroll - (2) pay dates				83,938.01
Total				\$ 191,135.37



GOLETA SANITARY
 Water Resource Recovery District
 One William Moffett Place, Goleta, CA 93117
 Phone: (805) 967-4519, (805) 964-3583

Invoice Detail

GOLETA WEST SANITARY DISTRICT

DESCRIPTION	SUBTOTAL	TOTAL
Sewage Treatment & Disposal March, 2022		
\$ 441,878.46 x 48.0306%	\$ 212,236.88	
Administration Charge: 6%	\$ 12,734.21	\$ 224,971.09
Capital Projects in Progress - See attached (#4650)		
Hazen and Sawyer - Biosolids & Energy Phase 1		
\$ 282,483.55 x 40.78%	\$ 115,196.79	
Rockwell Constructions Services, LLC - Energy Phase 1		
\$ 6,600.00 x 40.78%	\$ 2,691.48	
SB County APCD - Energy Phase 1		
\$ 111.46 x 40.78%	\$ 45.45	\$ 117,933.72
Capital Projects in Progress - See attached (#4655)		
HiTech Concepts, Inc. - Plant Communication Equipment Upgrade		
\$ 3,960.00 x 40.78%	\$ 1,614.89	\$ 1,614.89
INVOICE TOTAL		\$ 344,519.70

GOLETA SANITARY DISTRICT AGENCY FLOWS * For the month of March, 2022			
	METER READINGS (MILLION GALLONS)	NET FLOW (MILLION GALLONS)	PERCENTAGE
GOLETA SANITARY DISTRICT:			
WIMS System Record of GSD Gross Flow:	64.8330		
Less SBMA Firestone Flow:	-0.9596		
NET GSD FLOW:		63.8734	48.0325%
GOLETA WEST SANITARY DISTRICT:	WIMS System read:	63.8708	48.0306%
UNIVERSITY OF CALIFORNIA:	WIMS System read:	4.0438	3.0409%
SANTA BARBARA MUNICIPAL AIRPORT:			
WIMS System Airport Terminal Flow:	0.2319		
WIMS System Firestone L/S Flow:	4.2165		
Less Flowdar flow into Firestone L/S:	3.2569		
Airport Flow through Firestone L/S:	0.9596		
NET WIMS SYSTEM SBMA FLOW:		1.1915	0.8960%
TOTAL PLANT NET FLOW:		132.9795	100.0000%

* Goleta Sanitary District has put in place a Water Information Management System or WIMS that began running December, 2016. This system gathers telemetry data from the various flow meters on a daily basis and is reflected here. The flow meters throughout the system and the data gathered does away with the prior return flow calculation for some of the entity users. The monthly totals and percentage flow are displayed above.

**GOLETA SANITARY DISTRICT
BILLING STATEMENT
For the month of March, 2022**

AGENCY	PLANT & OUTFALL COSTS	PERCENTAGE OF COSTS	SHARE OF COSTS (SUBTOTAL)	FIRESTONE L/S COSTS	SHARE OF FIRESTONE COSTS	SHARE OF COSTS INCL L/S	PLUS 6% ADMIN CHARGE	AGENCY TOTAL
GSD	441,878.46	48.0325%	212,245.27			212,245.27	12,734.72	224,979.99
GWSD	441,878.46	48.0306%	212,236.88			212,236.88	12,734.21	224,971.09
UCSB	441,878.46	3.0409%	13,437.08			13,437.08	806.22	14,243.30
SBMA	441,878.46	0.8960%	3,959.23	4,601.76	22.7573%	5,006.47	300.39	5,306.86
TOTALS:		100.0000%	441,878.46	4,601.76		442,925.70	26,575.54	469,501.24

GOLETA SANITARY DISTRICT OPERATING STATEMENT

For the month of March, 2022

NUMBER	ACCOUNT NAME	TOTAL	LINES 4100	PLANT 4200	PUMP STATION 4300	OUTFALL 4400	ADMIN 4500	LAB 4600	WWREC 4700	IWC 4800	FIRESTONE L/S 4900
4010-4050	Salaries	241,127.62	45,831.86	105,812.98	5,990.71	260.79	42,571.17	22,955.74	7,453.16	9,068.40	1,182.81
4060	Elected Officials	4,275.00					4,275.00	0.00			
4080	Retirement	64,492.47	10,733.65	28,812.25	1,427.21	61.26	10,391.29	7,605.48	2,565.54	2,610.45	285.34
4088	Employee Recognition Program	0.00					0.00				
4090	Employee Insurance	68,670.11	16,845.70	28,207.79	1,109.08	52.12	9,546.60	7,581.23	2,601.53	2,304.30	421.76
4095	Workers' Compensation	5,886.33	1,081.62	2,711.55	105.73	11.37	962.01	520.47	271.22	190.79	31.57
4100	FICA	18,642.86	3,477.89	8,114.09	459.63	20.03	3,485.90	1,731.95	571.78	690.82	90.77
4110	Unemployment Insurance	15.24	8.40	3.04	0.07	0.18	1.52	0.40	0.64	0.81	0.18
4140	Public Education	6,363.93	1,018.23	2,418.29	63.64	127.28	1,209.15	318.20	509.11	636.39	63.64
4150	Janitorial Service/Supplies	4,324.02	1,097.87	2,058.73	6.00	4.00	583.98	340.86	142.67	89.91	
4160	Uniforms	1,219.23	298.74	704.94			0.00	166.91		48.64	
4170	Licenses & Permits	3,799.53	0.00	2,761.80		0.00	0.00	1,037.73	0.00		
4180	Postage & Freight	538.44	210.44	136.00	12.00	8.00	48.00	92.00	20.00	12.00	
4190	Subscriptions	350.00	87.50	206.25			0.00	37.49		18.76	
4200	Vehicle Expenses	6,296.23	5,609.50	574.25	0.00	0.00	0.00	0.00	0.00	112.48	
4210	Insurance	21,175.97	4,825.12	12,040.13	432.67	216.39	1,028.79	839.62	1,072.57	262.52	458.16
4220	Memberships	3,568.00	106.00	0.00	0.00		3,255.00	101.00		106.00	
4230	Office Supplies	678.64	46.36	422.50	2.89	2.89	166.34	14.49	2.89	20.28	
4235	Analysis/Monitoring	369.00	0.00	0.00		0.00		369.00	0.00	0.00	
4240	Operating Supplies	48,434.57	89.64	46,426.35	0.00	0.00	107.49	1,797.11	0.00	13.98	
4250	Attorney Fees	5,105.86	146.81	1,387.77	6.83	22.19	3,415.94	40.97	22.19	58.04	5.12
4260	Printing/Publication	0.00	0.00	0.00	0.00	0.00	0.00	0.00	0.00	0.00	
4270	Repair and Maintenance	28,704.22	1,651.71	27,052.51	0.00	0.00	0.00	0.00	0.00	0.00	
4280	Travel	2,166.08	0.00	0.00	0.00	0.00	2,166.08	0.00	0.00	0.00	
4290	Seminars & Conferences	3,150.00	1,625.00	0.00			1,500.00	25.00		0.00	
4300	Utilities	67,647.42	1,751.31	51,155.95	5,134.16	10.14	1,163.92	632.59	7,233.61	46.79	518.95
4310	Election Expense	0.00					0.00				
4330	Computer Srvc & Maintenance	15,946.81	8,295.99	6,932.97	62.42		530.59	62.42	31.21	31.21	
4340	Leases & Rentals	353.44	61.69	188.56	8.89	5.93	32.60	23.71	5.93	23.17	2.96
4350	Consulting Services	0.00	0.00	0.00	0.00	0.00	0.00	0.00		0.00	
4360	Biosolids Hauling	58,499.80		58,499.80							
4370	Other Professional Services	20,564.14	4,065.03	8,124.80	0.00	0.00	936.48	28.22	5,855.00	14.11	1,540.50
4390	Other Expenses	0.00	0.00	0.00	0.00	0.00	0.00	0.00	0.00	0.00	
4400	Machinery & Equipment	38,668.23	0.00	0.00	0.00	0.00	0.00	0.00	0.00	38,668.23	
	Subtotals:	741,033.19	108,966.06	394,753.30	14,821.93	802.57	87,377.85	46,322.59	28,359.05	55,028.08	4,601.76
25	Meter Service	0.00									
4400	Machinery & Equipment (M&E)	(38,668.23)	0.00	0.00	0.00	0.00	0.00	0.00	0.00	(38,668.23)	0.00
	Fixed Assets (1160 & 1170)										
	ADJUSTED TOTALS:	702,364.96	108,966.06	394,753.30	14,821.93	802.57	87,377.85	46,322.59	28,359.05	16,359.85	4,601.76

03/31/2022 Operating Trial Balance:	1,042,534.47
Less Depreciation Expense:	301,501.28
Net Operating Expenses:	<u>741,033.19</u>
03/31/2022 Capital Trial Balance:	0.00
Total Trial Balances:	741,033.19
Less Total Operating Statement:	<u>741,033.19</u>
Difference	<u>0.00</u>

0.00 Should equal Meter Service "No 25"

Total Plant + Lab + Outfall Expenses (not including Meter Service, M&E, or Fixed Assets): \$ **441,878.46**

441,075.89 Plant & Lab